

Adoption and Special Guardianship Support Fund (ASGSF) Annual Data Insights

February 2026



This document is issued for the party which commissioned it and for specific purposes connected with the above-captioned project only. It should not be relied upon by any other party or used for any other purpose. We accept no responsibility for the consequences of this document being relied upon by any other party, or being used for any other purpose, or containing any error or omission which is due to an error or omission in data supplied to us by other parties. This document contains confidential information and proprietary intellectual property. It should not be shown to other parties without consent from us and from the party which commissioned it.

Notes on data

Where footnotes are indicated, please refer back to this page.

Applications

1. The "Applications" means applications approved.
2. Financial year is based on the date the application decision was made, not for which year(s) the funding was allocated.
3. The total values in each table will not equal the total of the numbers set out within the table because one application can include multiple recipients and/or services.
4. Fair Access Limit (FAL) is the maximum amount that an eligible recipient can be allocated in a financial year. In the reporting period 1 April 2019 to 31 March 2025 the FAL was £5000 per year for therapy and £2500 per year for a Specialist Assessment. Applications can include both therapy and specialist assessment, therefore the total numbers of FAL type will exceed the number of applications.

Recipients

5. The age of the recipient is the age listed on the application at the point of approval.
6. More than one recipient can be included on a single application, therefore the number of recipients by placement type will exceed the total number of applications approved in year.
7. The question identifying who the child was placed with/by was introduced in April 2021, therefore data has only been shared from this point. This question was updated in December 2023 to capture where recipients were placed under a Child Arrangement Order/Residence Order (CAO/RO). In the period between April 2022 and December 2023 CAO/RO recipients were recorded as "placed with Adopters approved by LA/RAA".
8. The ASGSF is available for children and young people up to and including the age of 21, or 25 for children and young people who had an Education, Health and Care Plan (EHCP). An EHCP is a legal document which describes a child or young person's special educational needs and the support that is in place. The application form does not differentiate between those that currently have an EHCP and those that formerly had one. As such, references to recipients 'with an EHCP' include children and young people who no longer have a current plan but have had one in the past.

Services

9. Applications can include more than one therapeutic intervention and a single intervention may be described using more than one Service Category, therefore the number of services and recipients will exceed the total number of applications approved in year.
 - 9.1 Age of the recipient is the age at the point of application approval.
 - 9.2 Shorts breaks are therapeutic short breaks.

Funding

10. The payment arrangement process was updated on 1 April 2022, therefore data has only been included from this point. Previously payments were made following approval of an application. From 1 April 2022 LA/RAAs had to submit a payment claim to initiate a payment or surrender funds where the service did not go ahead/the service ended early/the service did not complete in the financial year that it was allocated to.
11. Surrendered funds are unutilised funds which can be returned to the ASGSF by the LAs/RAAs in order for the recipient's FAL to be updated. Surrendered funds can be repurposed for another application, therefore the approved funding may exceed the committed funding.
12. Financial year is based on the date the payment/surrender request was made, not which year the funding was allocated.

All data reported is based on the information provided by the LA/RAA in the application form. It has not been quality assured by the ASGSF. Known inaccuracies include under or over reporting of EHC/SEN for example where an EHCP is granted or ceases during therapeutic interventions, the data entered previously is then not promptly updated.

Notes on data: Service Categories

The ASGSF uses seven service categories in the application form of which there are multiple subcategories the applicant can choose from. The primary and subcategories are listed below.

1. Parent training

- Non-Violent Resistance based programmes
- Therapeutic Crisis Intervention for Families
- Attachment-based parent training
- Therapeutic Parenting

2. A creative or physical therapy

- Art therapy
- Dance movement therapy
- Drama therapy
- Mindful yoga
- Music therapy
- Play therapy
- Other creative therapy
- Sensory based therapy
- Group-based art or play therapy
- Parent/child attachment play
- Play therapy involving the parent
- Theraplay certified practitioner
- Theraplay non-certified practitioner
- Filial therapy

3. Psychotherapy for the child

- Cognitive behavioural therapy (CBT)
- Educational psychotherapy
- Dialectical behavioural therapy (DBT)
- Eye movement desensitisation and reprocessing (EMDR)
- Mindfulness-based cognitive therapy (MBCT)
- Psychoanalytical therapy
- Reducing anxiety management plan (RAMP)
- Integrative therapy
- Psychotherapy

4. A family therapy

- Dyadic developmental psychotherapy (DDP) certified practitioner
- Dyadic developmental psychotherapy (DDP) informed/non-certified practitioner
- Systemic or Multi-systemic family therapy
- Psychodynamic therapy
- Video interaction guidance (VIG) or video-feedback intervention to promote positive parenting and sensitive discipline (VIPPSD)
- Attachment-based family therapy

5. Therapeutic short breaks or activities for the child

6. Therapeutic life story work for the child

7. Specialist assessment

Notes on data: Ethnicity

The ASGSF uses six primary ethnicity categories which are further divided into eighteen subcategories.

White

Scottish/English/Welsh/Northern Irish/British
Irish
Gypsy or Irish Traveller
Any other White background

Mixed/Multiple ethnic groups

White and Black Caribbean
White and Black African
White and Asian
Any other Mixed/Multiple ethnic background

Asian/Asian British

Indian
Pakistani
Bangladeshi
Chinese
Any other Asian background

Black/African/Caribbean/Black British

African
Caribbean
Any other Black background

Other ethnic group

Arab
Any other ethnic group

Notes on data: Cost Categories

Applications submitted from 1 July 2024 required LA/RAAs to submit their cost information by hourly rate and presented under cost categories. Data reporting on the cost information commenced on 1 August 2024 to allow a period for data migration.

The cost hourly rates uses the Median value to take account of very low or very high outliers hourly rates and therefore provides a more representative figure than the mean value.

The seven main cost categories are described below:

Contact Time:

Costs associated with the delivery of therapy or specialist assessment that involve direct contact with the recipient or family. This can take the form of the sessions themselves, but may also include debriefs or follow-up calls with the recipient or family. For example:

- Delivery of therapy or course sessions
- Initial consultation
- Observations of recipient
- Parent support sessions

Non-Contact Time:

Costs associated with the delivery of therapy or specialist assessment that does not involve direct contact with the recipient or family. This may include session preparation, review of case files, or analysis of sessions. For example:

- Planning and preparation of sessions
- Information gathering
- Writing session notes

Professional Meetings:

Costs associated with professional meetings to review or discuss the support requirements or therapeutic progress of the service recipient(s).

Business Administration:

Non-clinical costs associated with the administration and management of the therapeutic service. This may include tasks such as scheduling of sessions, letter writing, or venue arrangements that may be undertaken as part of case management or by a business support team.

Reports:

Costs associated with the writing of report(s) in relation to the progress and outcomes of the service recipient.

Clinical supervision:

The ASGSF funds costs for clinical supervision requested by the therapeutic service provider.

Expenses:

Any other resources that are essential and non-usable to the delivery of the service requested. For example:

- Accommodation
- Materials and equipment
- Mileage/other travel
- Subsistence
- Venue hire

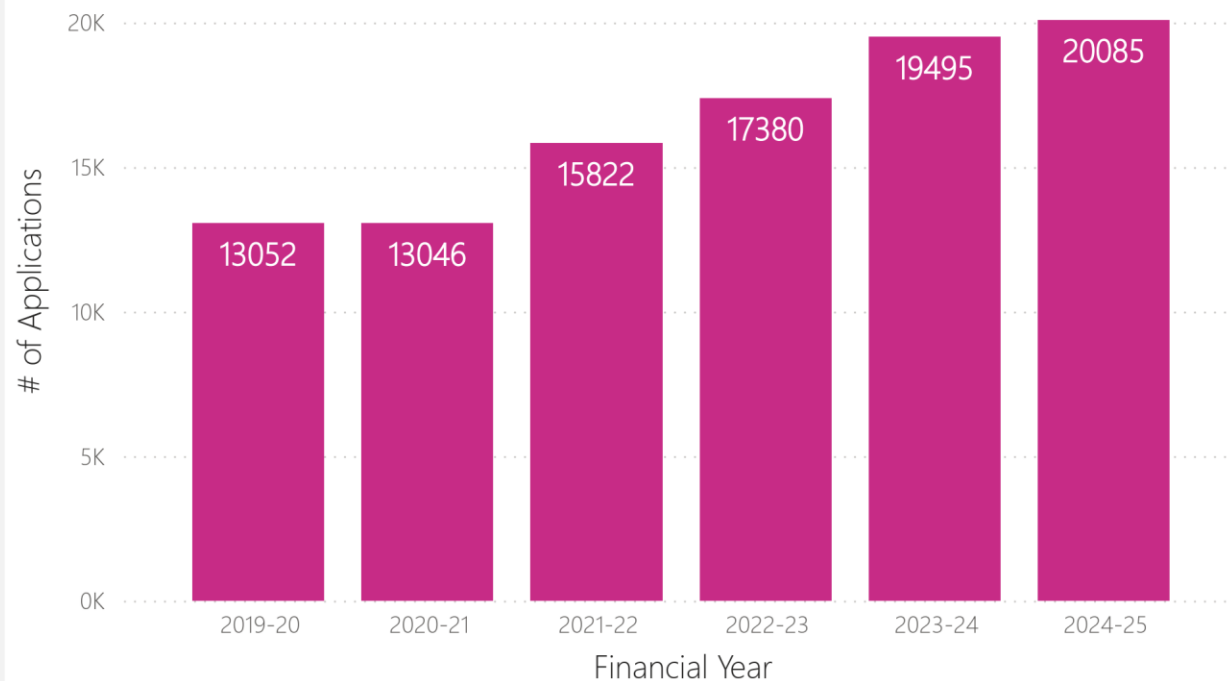
ASGSF Application Data

1 April 2019 - 31 March 2025



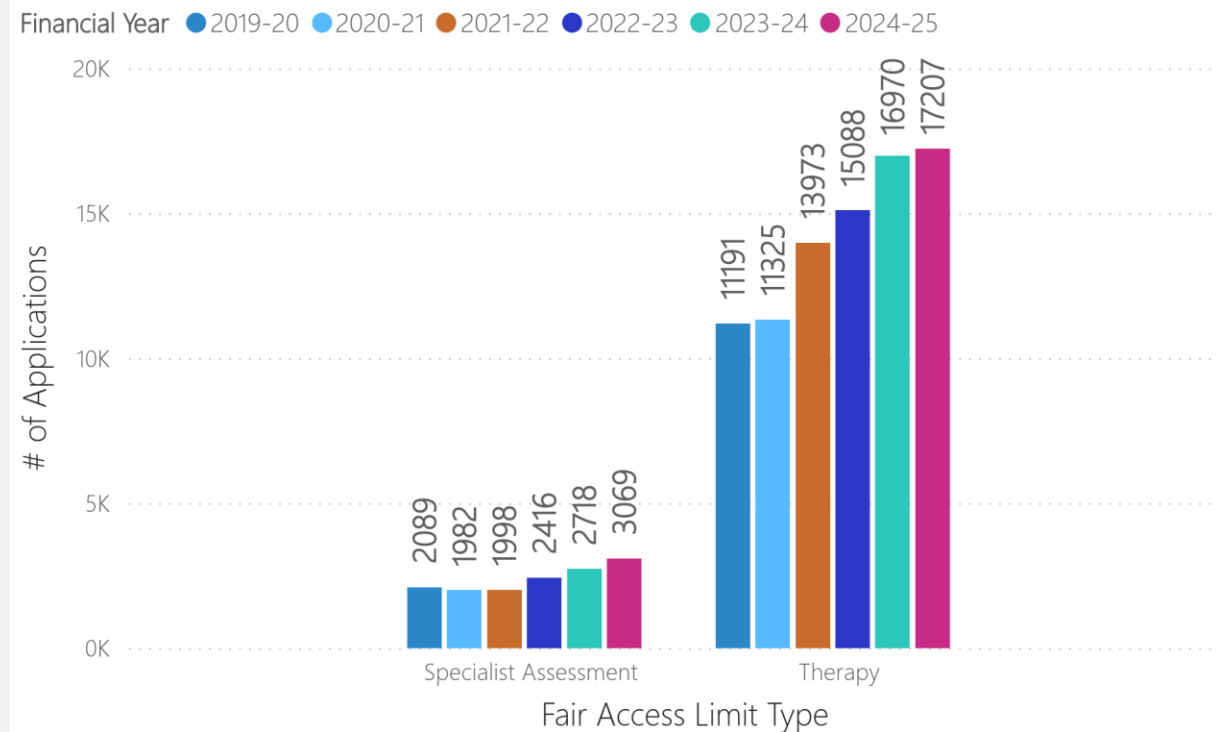
Approved Applications (1 April 2019 - 31 March 2025)

of applications by financial year



Financial Year	# of Applications
2019-20	13052
2020-21	13046
2021-22	15822
2022-23	17380
2023-24	19495
2024-25	20085

of applications by Fair Access Limit (FAL) type and financial year

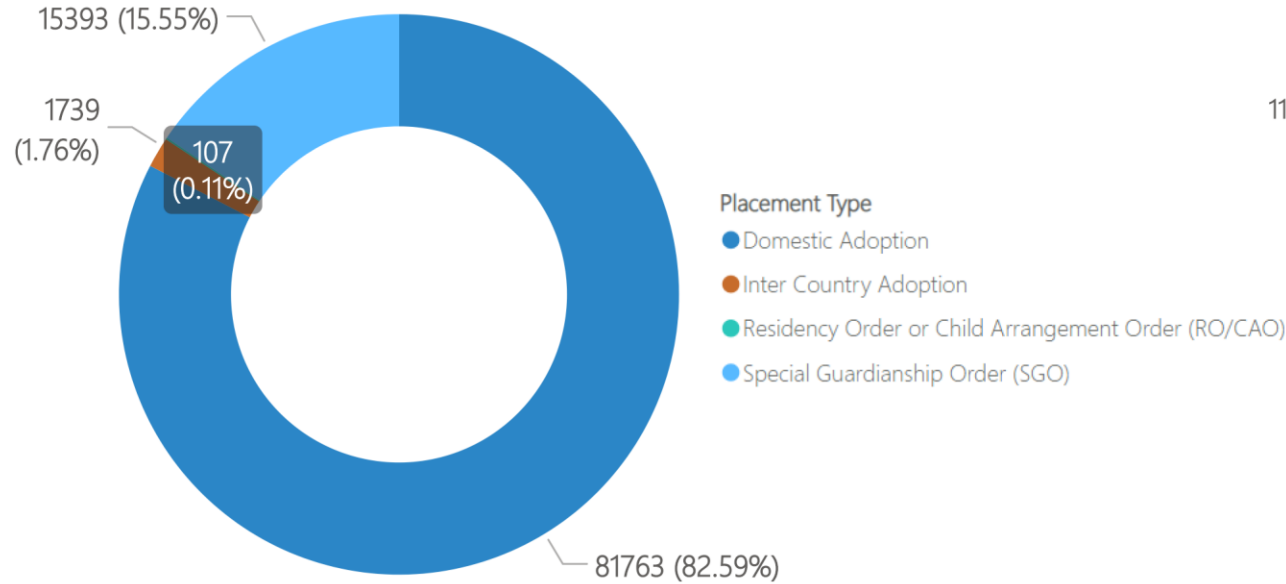


Financial Year	Specialist Assessment	Therapy
2019-20	2089	11191
2020-21	1982	11325
2021-22	1998	13973
2022-23	2416	15088
2023-24	2718	16970
2024-25	3069	17207

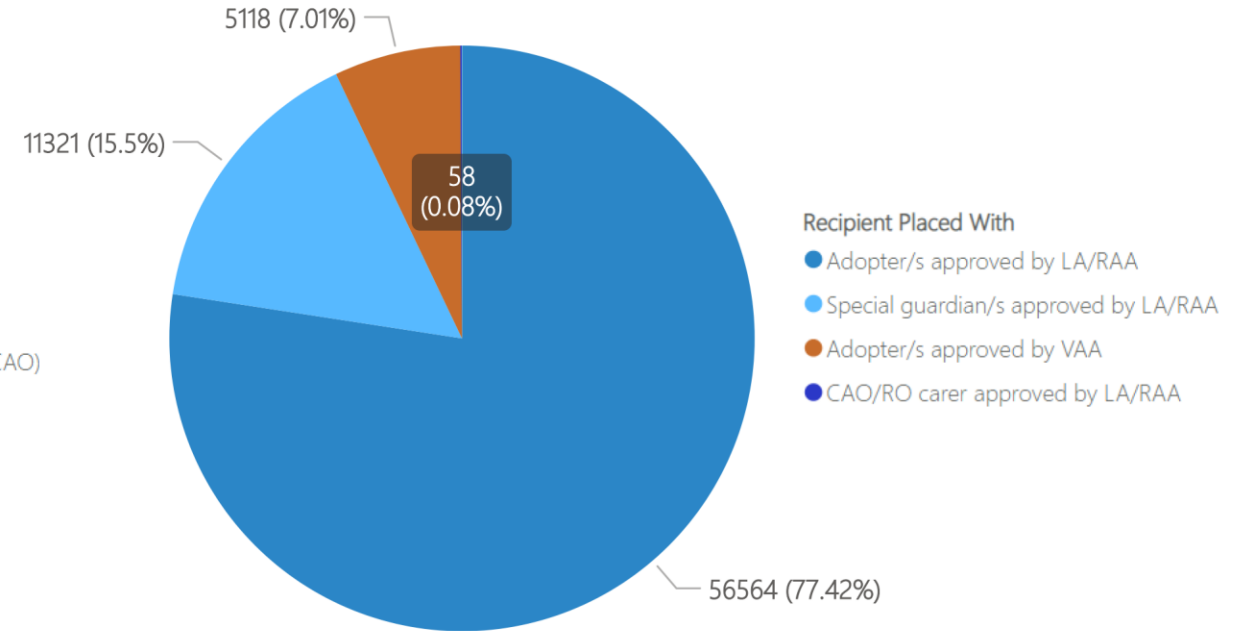
Recipients (1 April 2019 - 31 March 2025)

For explanations as to why individual figures and total may not align, please refer to the relevant footnote as indicated.

of applications by placement type



of applications by whom the recipient was placed with (2021-2025)



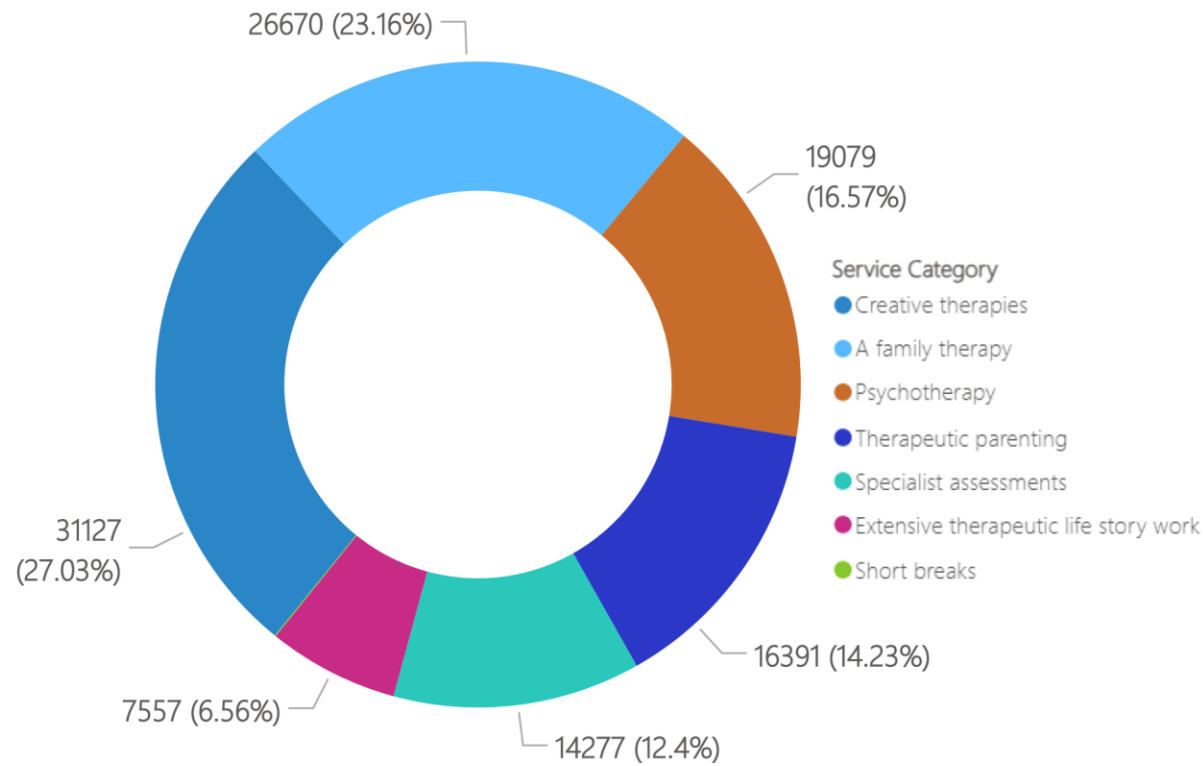
NB: Please note that percentages are rounded and so may not add up to exactly 100

Placement Type	2019-20	2020-21	2021-22	2022-23	2023-24	2024-25	Total by Placement Type
Domestic Adoption	11344	11223	13366	14452	15832	15546	81763
Special Guardianship Order (SGO)	1502	1588	2170	2630	3326	4177	15393
Inter Country Adoption	237	252	302	309	316	323	1739
Residency Order or Child Arrangement Order (RO/CAO)				9	37	61	107
Total Applications in Year ₃	13052	13046	15822	17380	19495	20085	

Recipient Placed With	2021-22	2022-23	2023-24	2024-25	Total by Placement Type
Adopter/s approved by LA/RAA	12990	13831	15081	14662	56564
Special guardian/s approved by LA/RAA	1794	2382	3135	4010	11321
Adopter/s approved by VAA	1085	1234	1344	1455	5118
CAO/RO carer approved by LA/RAA			9	49	58
Total Applications in Year ₃	15822	17380	19495	20085	

Service Categories (1 April 2019 - 31 March 2025)

of applications by service category



Service Category	2019-20	2020-21	2021-22	2022-23	2023-24	2024-25	Total by Service Category ⁹
A family therapy	3720	4142	4524	4703	5123	4458	26670
Creative or physical therapies	3916	3792	4726	5120	6141	7432	31127
Extensive therapeutic life story work	1106	1049	1364	1335	1348	1355	7557
Psychotherapy	2574	2581	3320	3752	4019	2833	19079
Short breaks	20	4	5	7	11	13	60
Specialist assessments	2084	1970	2007	2411	2740	3065	14277
Parent training	1766	1812	2449	2737	3254	4373	16391
Total Applications in Year³	13052	13046	15822	17380	19495	20085	

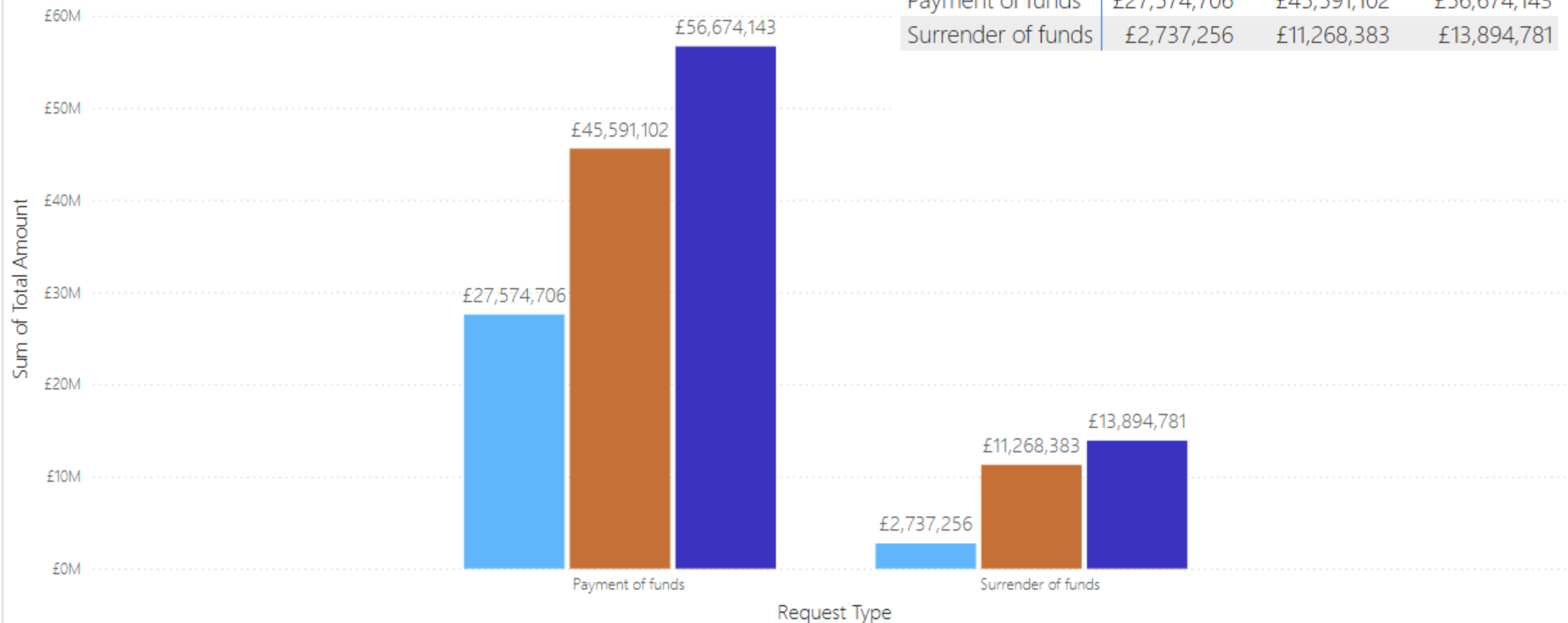
NB: Please note that percentages are rounded and so may not add up to exactly 100

For explanations as to why individual figures and total may not align, please refer to the relevant footnote as indicated.

Funding (1 April 2022 - 31 March 2025)

Total funds by request type

Requested Date Financial Year ● 2022-2023 ● 2023-2024 ● 2024-2025



Note: Financial year is based on the date the payment/surrender request was made, not which year the funding was allocated.

Application Data

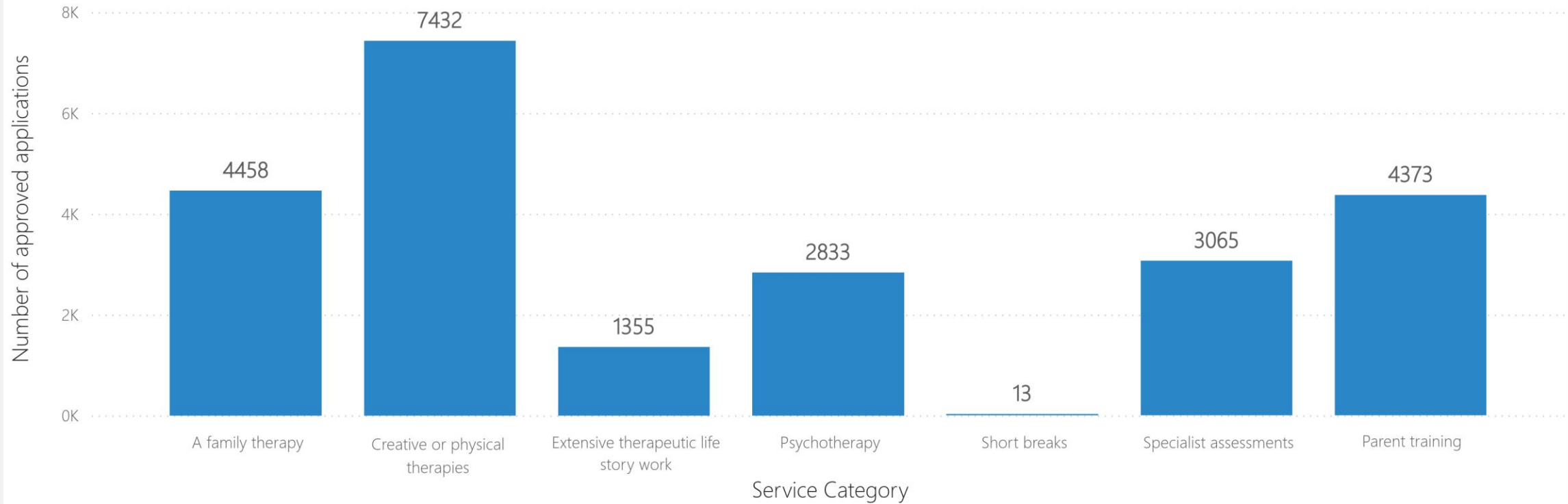
1 April 2024 - 31 March 2025



2024-25 Applications by Service Category: National

For explanations as to why individual figures and total may not align, please refer to the relevant footnote as indicated.

of approved applications by service category

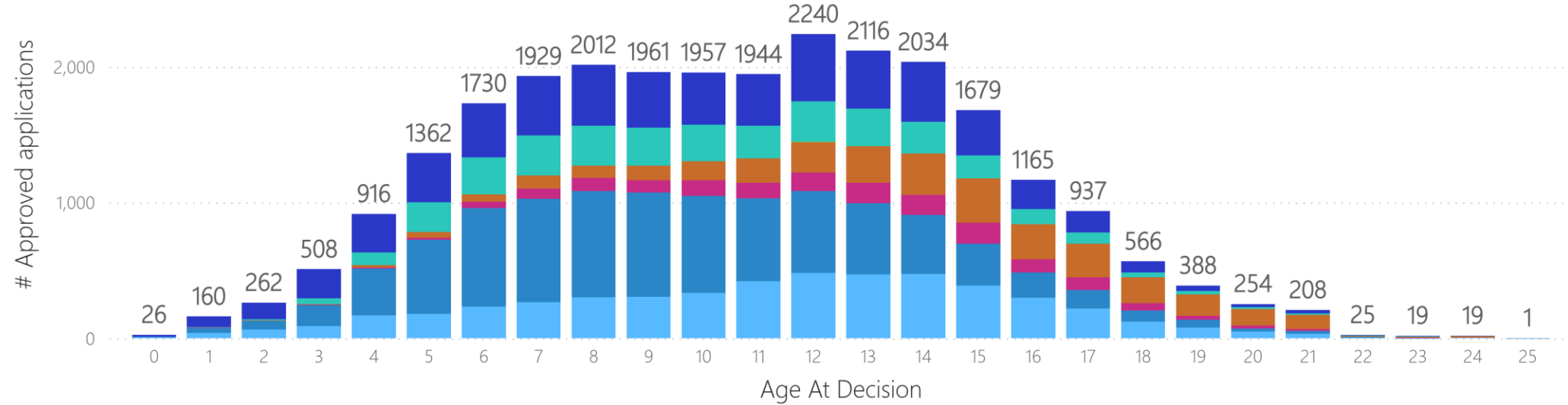


Service Category	Domestic Adoption	Inter Country Adoption	Residency Order or Child Arrangement Order (RO/CAO)	Special Guardianship Order (SGO)	Total by Service Category ⁹
A family therapy	3646	85	10	721	4458
Creative or physical therapies	5578	88	19	1754	7432
Extensive therapeutic life story work	929	21	7	398	1355
Psychotherapy	2154	82	14	583	2833
Short breaks	8			5	13
Specialist assessments	2309	34	11	711	3065
Parent training	3539	67	9	770	4373
Total by Placement Type³	15546	323	61	4177	

2024-25 Applications by Service Category and Age: National

of approved applications by service category

- A family therapy
- Creative or physical therapies
- Extensive therapeutic life story work
- Psychotherapy
- Short breaks
- Specialist Assessments
- Parent Training

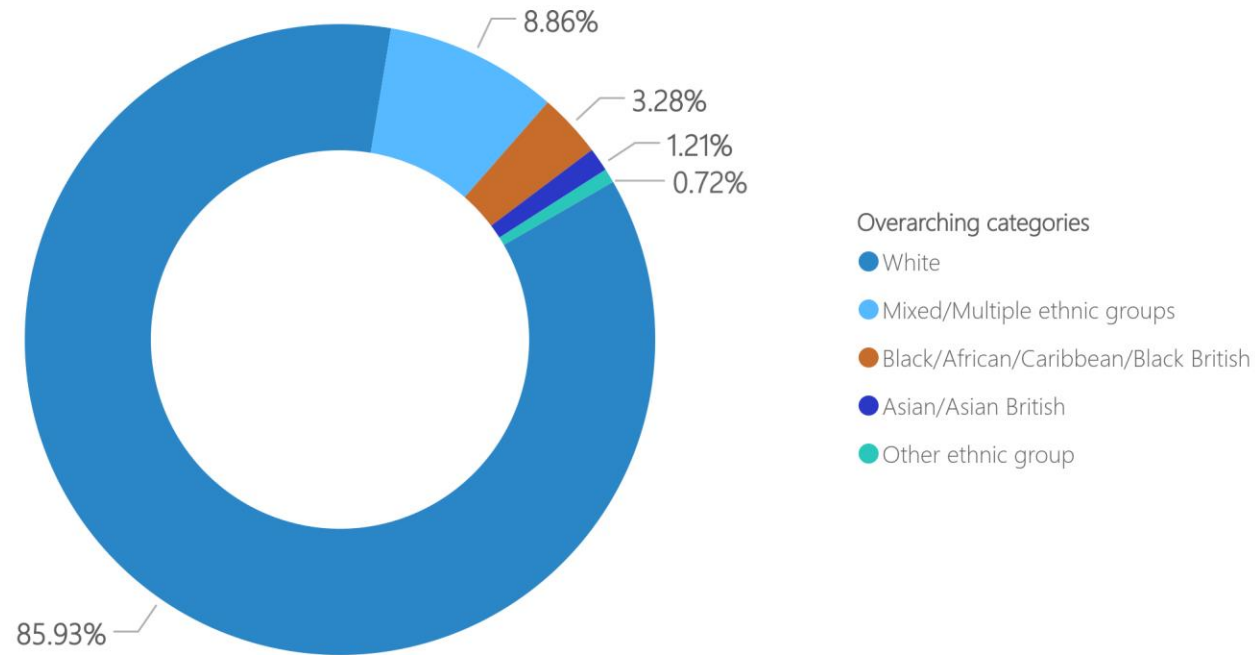


Age At Decision	A family therapy	Creative or physical	Extensive therapeutic life story work	Psychotherapy	Short breaks	Specialist assessments	Parent training
0	7	5				1	13
1	43	36	1	1		3	76
2	69	63	1	1		9	119
3	93	151	6	4		43	211
4	170	344	7	19		95	281
5	181	545	16	44		218	358
6	235	726	47	53	1	271	397
7	269	761	75	97		295	432
8	303	784	98	87		297	443
9	309	768	88	107		280	409
10	335	717	114	138	1	269	383
11	422	612	113	180	1	241	375
12	485	601	139	219	4	298	494

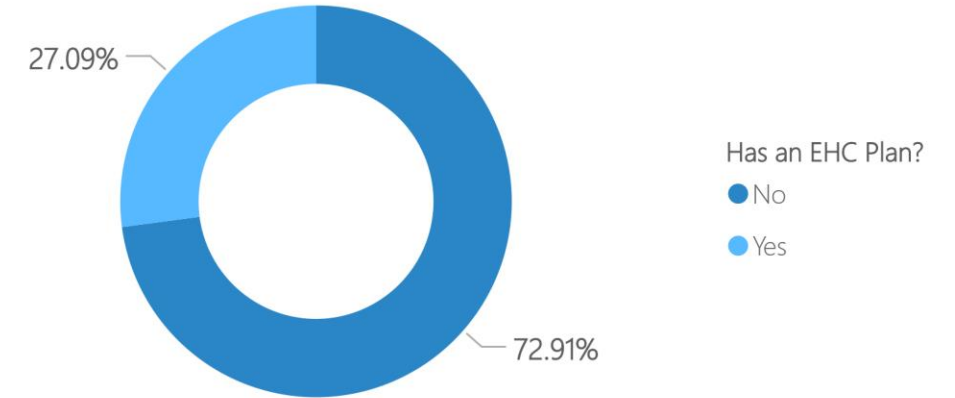
Age At Decision	A family therapy	Creative or physical	Extensive therapeutic life story work	Psychotherapy	Short breaks	Specialist assessments	Parent training
13	472	526	149	271	1	275	422
14	478	432	147	305		236	436
15	390	310	152	326	2	169	330
16	301	188	95	258	2	110	211
17	220	139	92	246	1	84	155
18	126	83	52	189		38	78
19	80	60	28	157		25	38
20	52	22	21	122		16	21
21	33	20	17	105		9	24
22	4	7		9		1	4
23	2	2	1	10		2	2
24	6			10		2	1
25							

2024-25 Applications by Recipients' Demographics: National

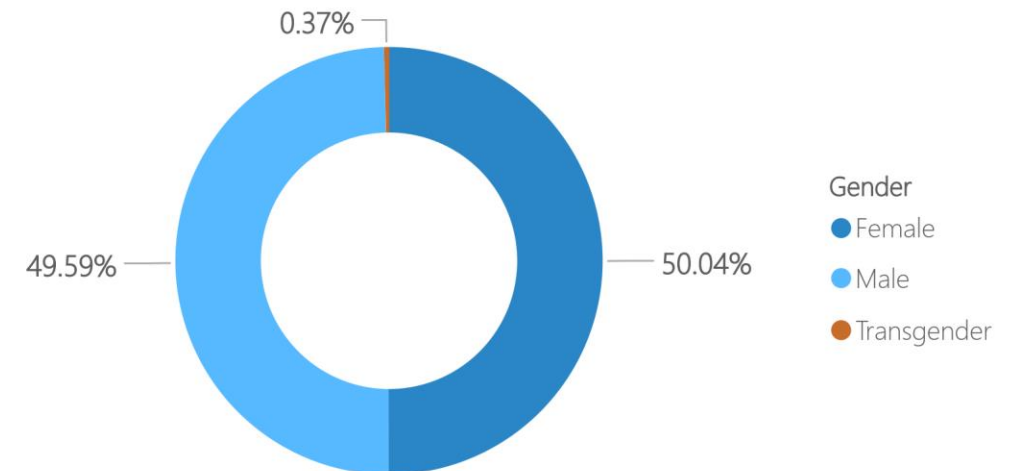
Percentage of recipients with approved applications by ethnicity



Percentage of recipients with approved applications with an EHC Plan

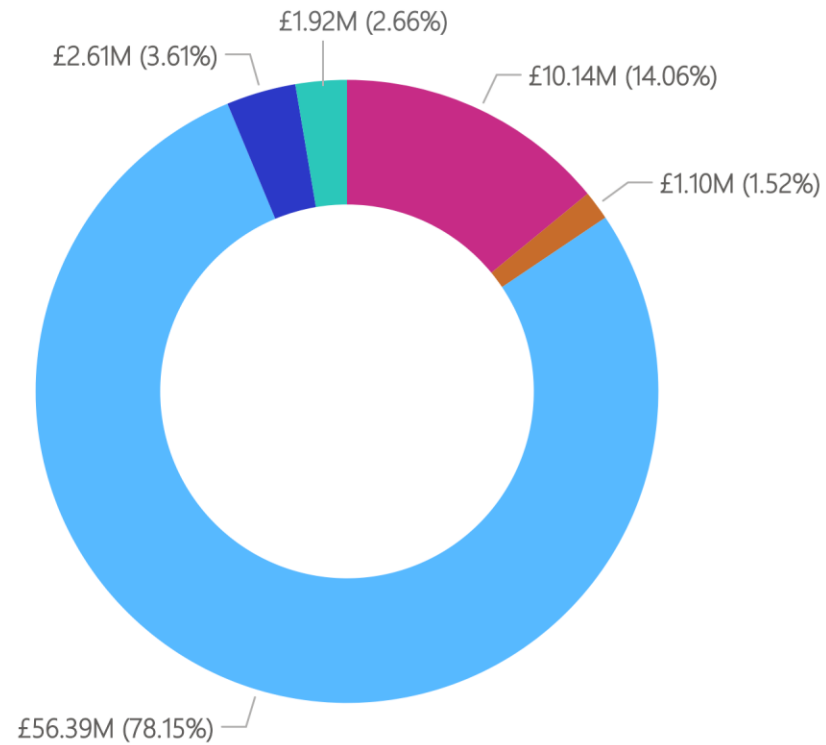


Percentage of recipients with approved applications by gender



2024-25 Provider Category: National

- Provider Category
- Adoption Support Agency
 - Child and Adolescent Mental Health Services
 - Independent (commissioned through LA)
 - Local Authority (internally provided)
 - Voluntary Adoption Agency



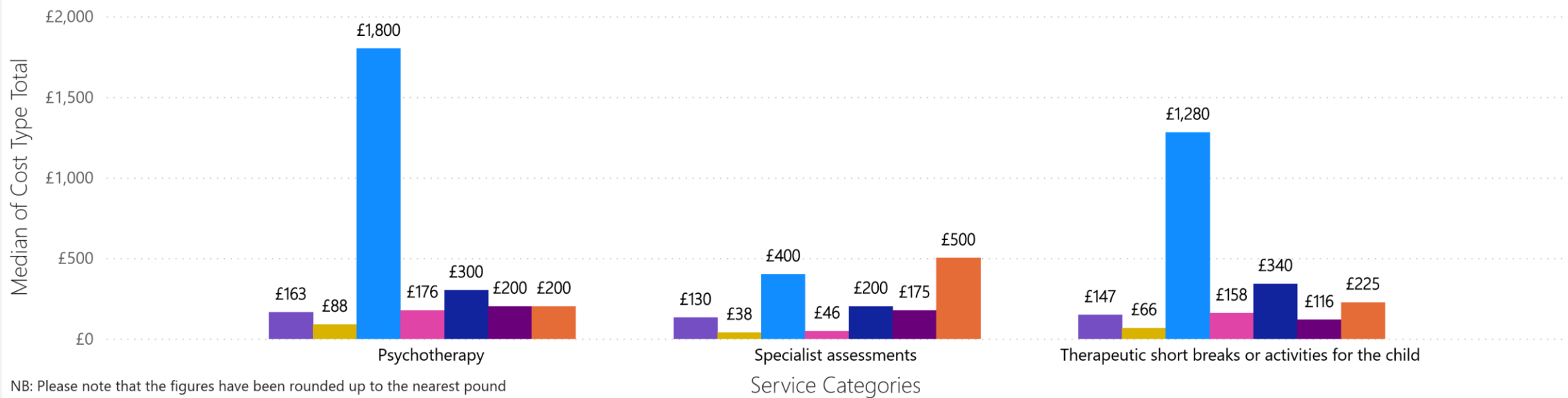
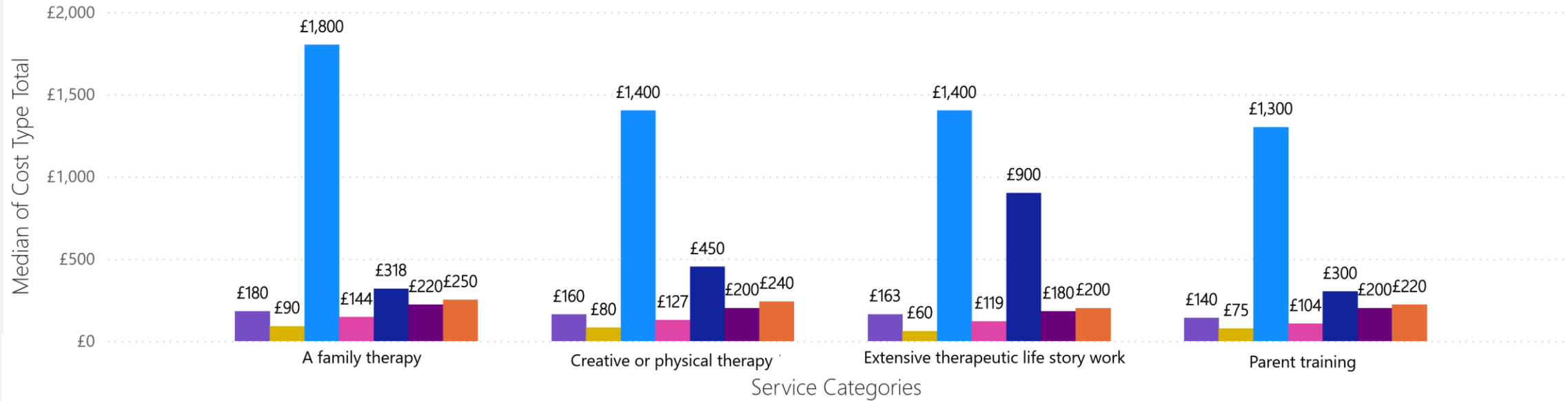
NB: Please note that percentages are rounded and so may not add up to exactly 100

Provider Category	2024-25
Adoption Support Agency	£10,143,309.35
Child and Adolescent Mental Health Services	£1,098,787.47
Independent (commissioned through LA)	£56,392,427.48
Local Authority (internally provided)	£2,606,776.91
Voluntary Adoption Agency	£1,918,024.90
Total Funding in Year	£72,024,463.85

Therapeutic Service by Cost Category

Median cost by service category and cost category: 1 August 2024 to 31 March 2025

Cost Type ● Business Administration ● Clinical Supervision ● Contact Time ● Expense ● Non-Contact Time ● Professional Meeting ● Reports



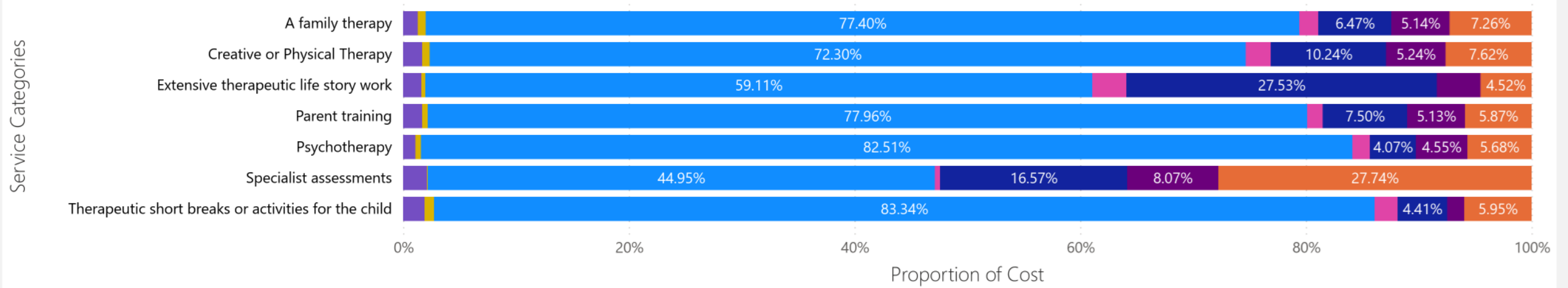
NB: Please note that the figures have been rounded up to the nearest pound

Therapeutic Service by Cost Category

Power BI Desktop

Proportion of cost by service category and cost category: 1 August 2024 to 31 March 2025

Cost Type ● Business Administration ● Clinical Supervision ● Contact Time ● Expense ● Non-Contact Time ● Professional Meeting ● Reports



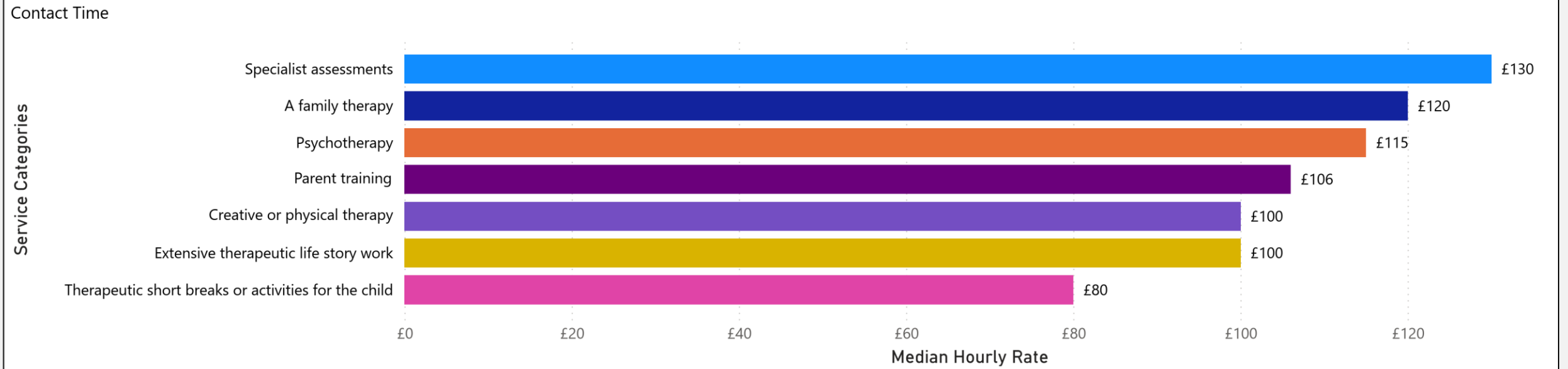
Service Category	Business administration	Clinical Supervision	Contact Time	Expense	Non-Contact Time	Professional Meeting	Reports
A family therapy	1.31%	0.72%	77.40%	1.70%	6.47%	5.14%	7.26%
Creative or Physical therapy	1.70%	0.68%	72.30%	2.23%	10.24%	5.24%	7.62%
Extensive therapeutic life story work	1.64%	0.33%	59.11%	3.02%	27.53%	3.85%	4.52%
Parent training	1.69%	0.50%	77.96%	1.36%	7.50%	5.13%	5.87%
Psychotherapy	1.10%	0.52%	82.51%	1.57%	4.07%	4.55%	5.68%
Specialist assessments	2.10%	0.09%	44.95%	0.47%	16.57%	8.07%	27.74%
Therapeutic short breaks or activities for the child	1.90%	0.86%	83.34%	2.04%	4.41%	1.50%	5.95%

National Hourly Rates

National median hourly rate by cost category: 1 August 2024 to 31 March 2025



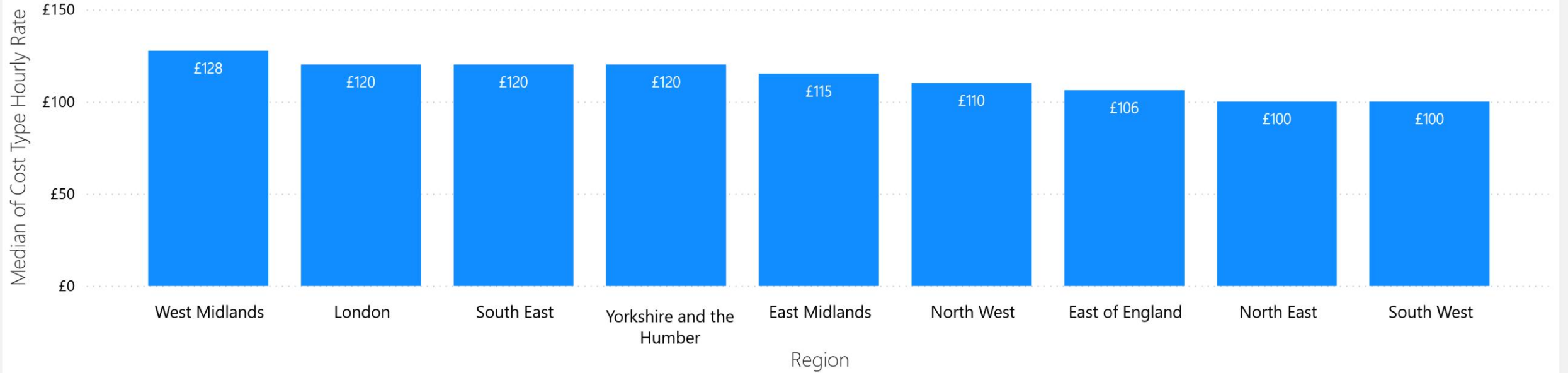
National median hourly contact time rate by service category: 1 August 2024 to 31 March 2025



Hourly Rates: by Region

Power BI Desktop

Regional median contact time hourly rate: 1 August 2024 to 31 March 2025



Region	A family therapy	Creative or physical therapy	Extensive therapeutic life story work	Parent training	Psychotherapy	Specialist assessments	Therapeutic short breaks or activities for the child
East Midlands	£130.00	£90.00	£95.00	£100.00	£115.00	£140.00	
East of England	£100.00	£100.00	£85.00	£100.00	£100.00		
London	£120.00	£95.00	£106.00	£120.00	£120.00	£160.00	
North East	£100.00	£90.00	£99.00	£99.00	£99.00	£85.00	£110.00
North West	£125.00	£100.00	£100.00	£95.00	£115.00	£150.00	
South East	£115.00	£100.00	£90.00	£106.00	£110.00	£100.00	
South West	£100.00	£88.00	£80.00	£95.00	£100.00	£92.50	£80.00
West Midlands	£150.00	£98.50	£90.00	£130.00	£135.00	£137.50	
Yorkshire and the Humber	£120.00	£110.00	£105.00	£110.00	£110.00	£110.00	£25.00

East Midlands Data

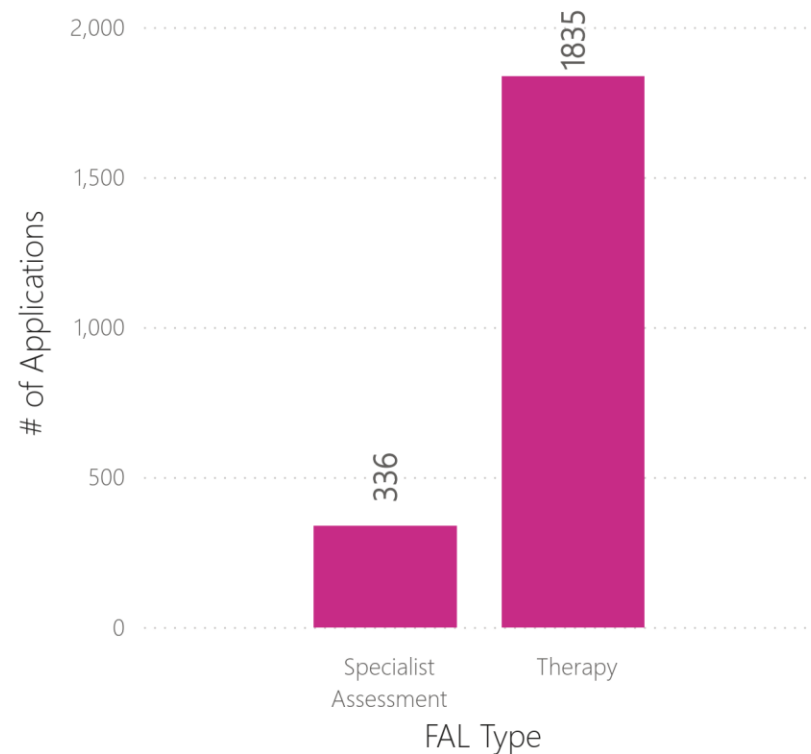
1 April 2024 - 31 March 2025



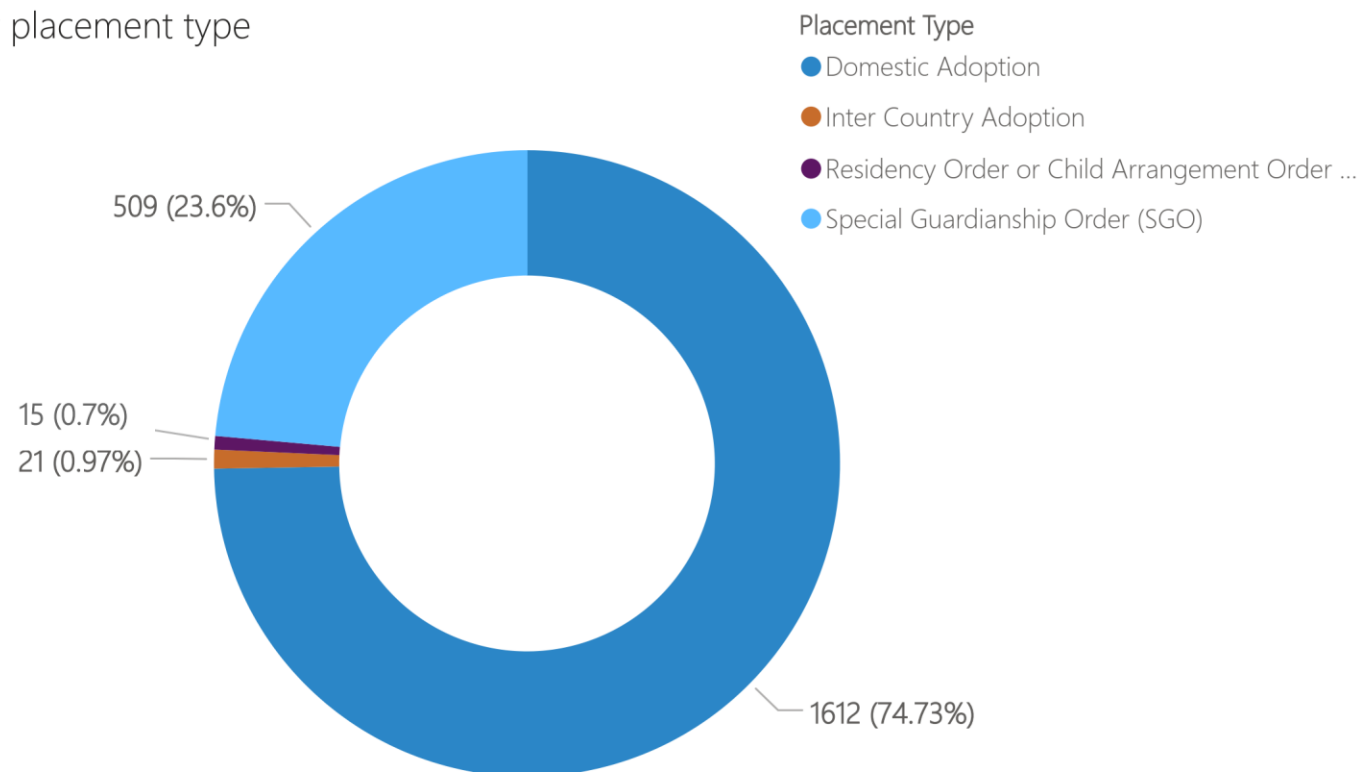
Approved Applications (1 April 2024 - 31 March 2025): East Midlands

of applications by FAL type and financial year

Financial Year ● 2024-25



of Applications by placement type



NB: Please note that percentages are rounded and so may not add up to exactly 100

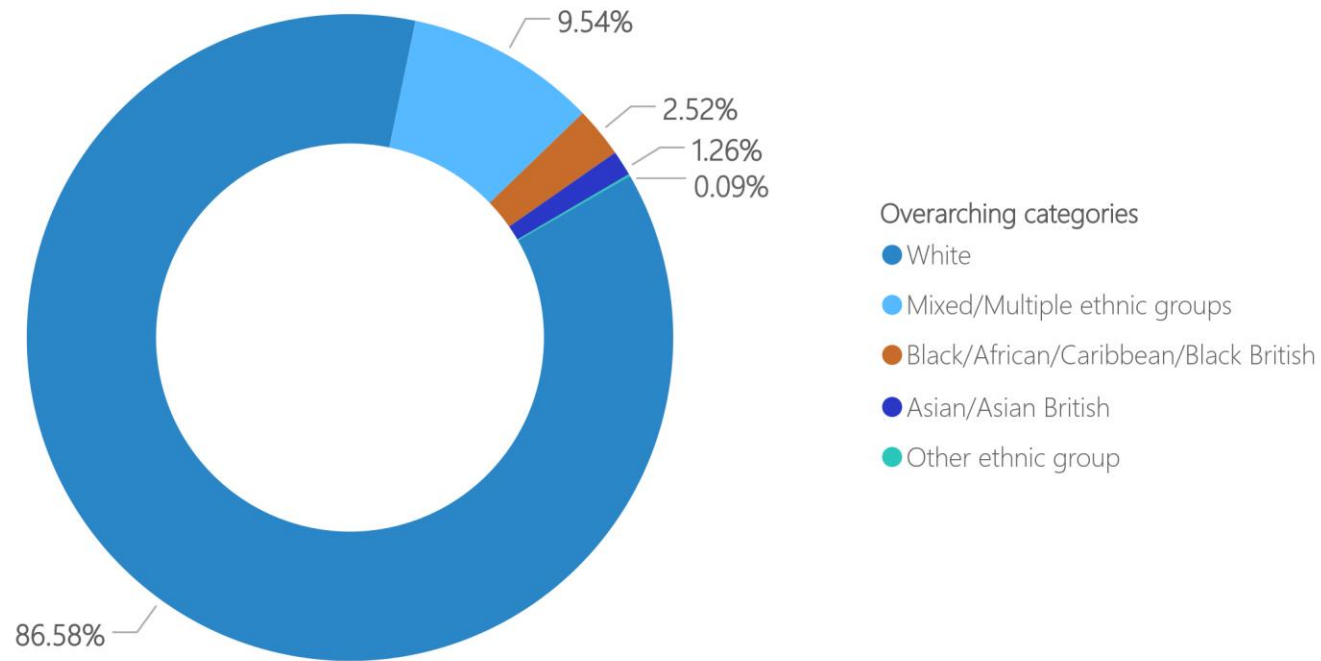
FAL Type	2024-25
Specialist Assessment	336
Therapy	1835
Total Applications in Year ⁴	2156

Placement Type	2024-25
Domestic Adoption	1612
Special Guardianship Order (SGO)	509
Inter Country Adoption	21
Residency Order or Child Arrangement Order (RO/CAO)	15
Total Applications in Year ⁶	2156

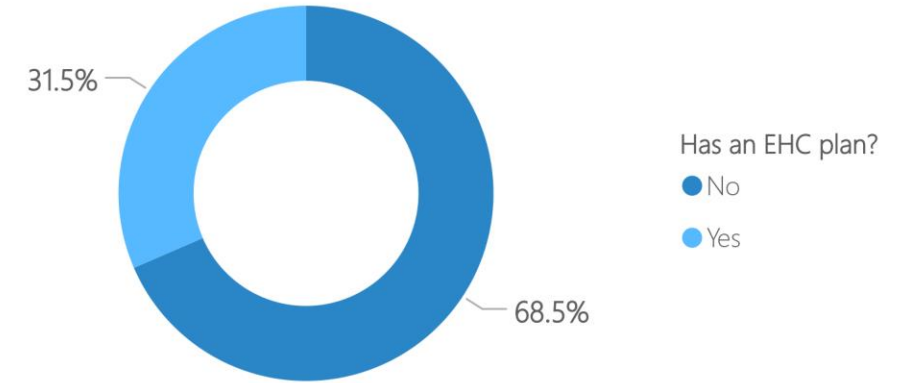
For explanations as to why individual figures and total may not align, please refer to the relevant footnote as indicated.

2024-25 Applications by Recipients' Demographics: East Midlands

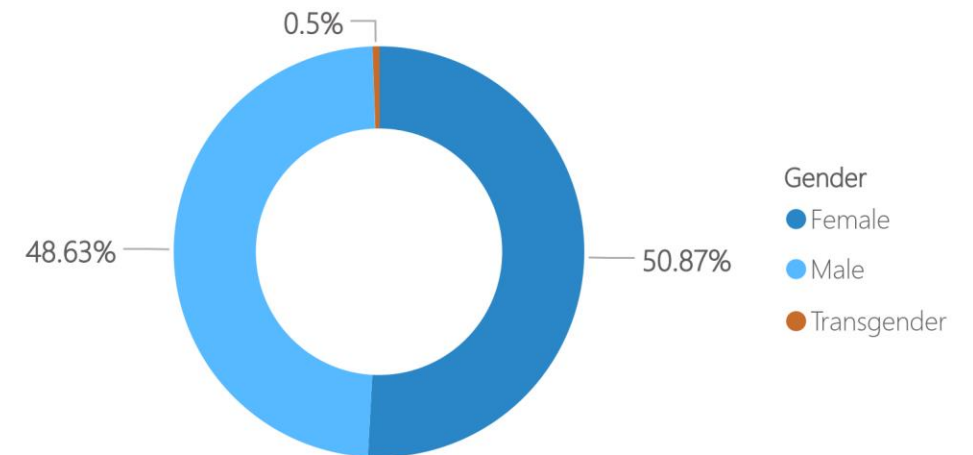
Percentage of recipients with approved applications by ethnicity



Percentage of recipients with approved applications with an EHC Plan



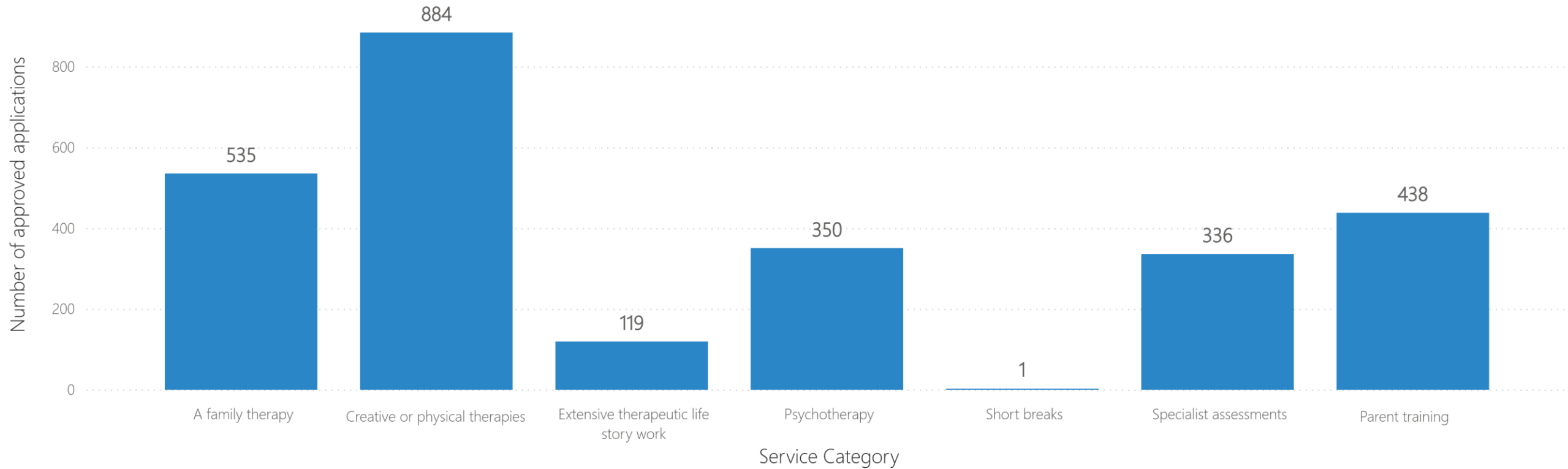
Percentage of recipients with approved applications by gender



2024-25 Applications by Service Category: East Midlands

For explanations as to why individual figures and total may not align, please refer to the relevant footnote as indicated.

of approved applications by service category

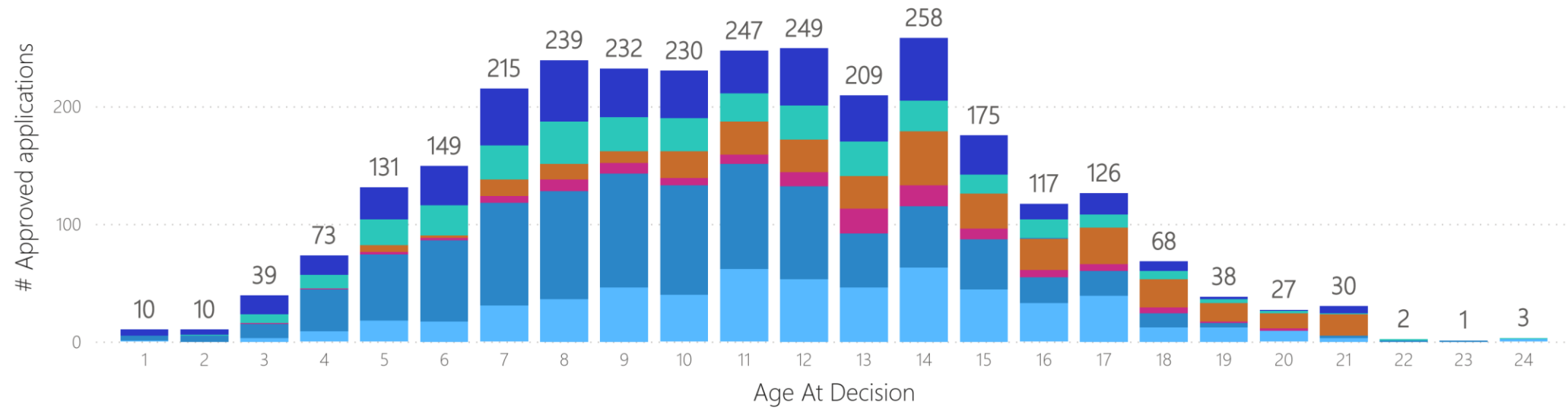


Service Category	Domestic Adoption	Inter Country Adoption	Residency Order or Child Arrangement Order (RO/CAO)	Special Guardianship Order (SGO)	Total Applications by Service Category ⁹
A family therapy	429	5	2	100	535
Creative or physical therapies	639	8	6	231	884
Extensive therapeutic life story work	85			34	119
Psychotherapy	272	7	4	67	350
Short breaks	1				1
Specialist assessments	242	3	4	87	336
Parent training	346	2		90	438
Total Applications by Placement Type ³	1612	21	15	509	

2024-25 Applications by Service Category and Age: East Midlands

of approved applications by service category

- A family therapy
- Creative or physical therapies
- Extensive therapeutic life story work
- Psychotherapy
- Short breaks
- Specialist Assessments
- Parent Training



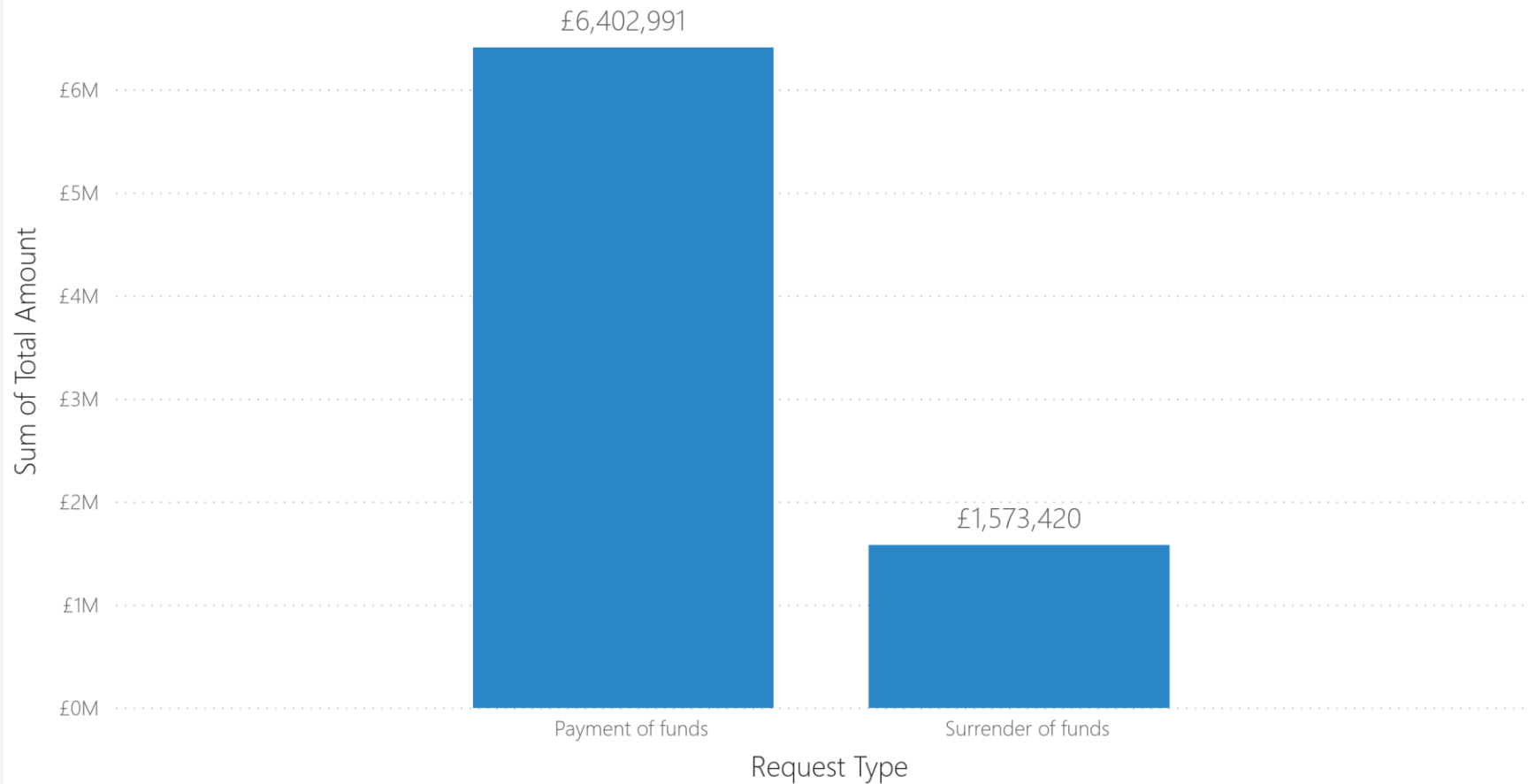
Age At Decision	A family therapy	Creative or physical	Extensive therapeutic life story work	Psychotherapy	Specialist assessments	Parent training
1	1	4				5
2		5			1	4
3	3	12	1		7	16
4	9	35	1		12	16
5	18	56	2	6	22	27
6	17	69	2	2	26	33
7	31	87	6	14	29	48
8	36	92	10	13	36	52
9	46	97	9	10	29	41
10	40	93	6	23	28	40
11	62	89	8	28	24	36
12	53	79	12	28	29	48

Age At Decision	A family therapy	Creative or physical	Extensive therapeutic life story work	Psychotherapy	Short breaks	Specialist assessments	Parent training
13	46	46	21	28		29	39
14	63	52	18	46		26	53
15	44	43	9	30		16	33
16	33	22	6	26	1	16	13
17	39	21	6	31		11	18
18	12	12	5	24		7	8
19	12	4	1	16		3	2
20	9		2	13		2	1
21	3	2		18		1	6
22		1				1	
23		1					
24	2					1	

Funding (1 April 2024 - 31 March 2025): East Midlands

Total Funding by Request Type

Request Date Financial Year ● 2024-2025



Request Type ¹²	2024-2025
Payment of funds	£6,402,991
Surrender of funds	£1,573,420
Total Funding in Year	£7,976,411

East of England Data

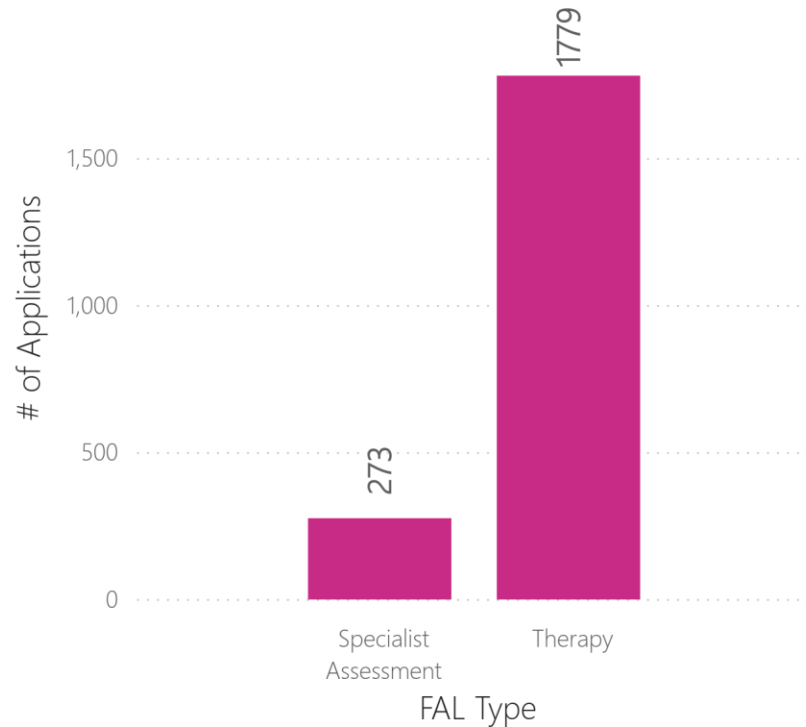
1 April 2024 - 31 March 2025



Approved Applications (1 April 2024 - 31 March 2025): East of England

of applications by FAL type and financial year

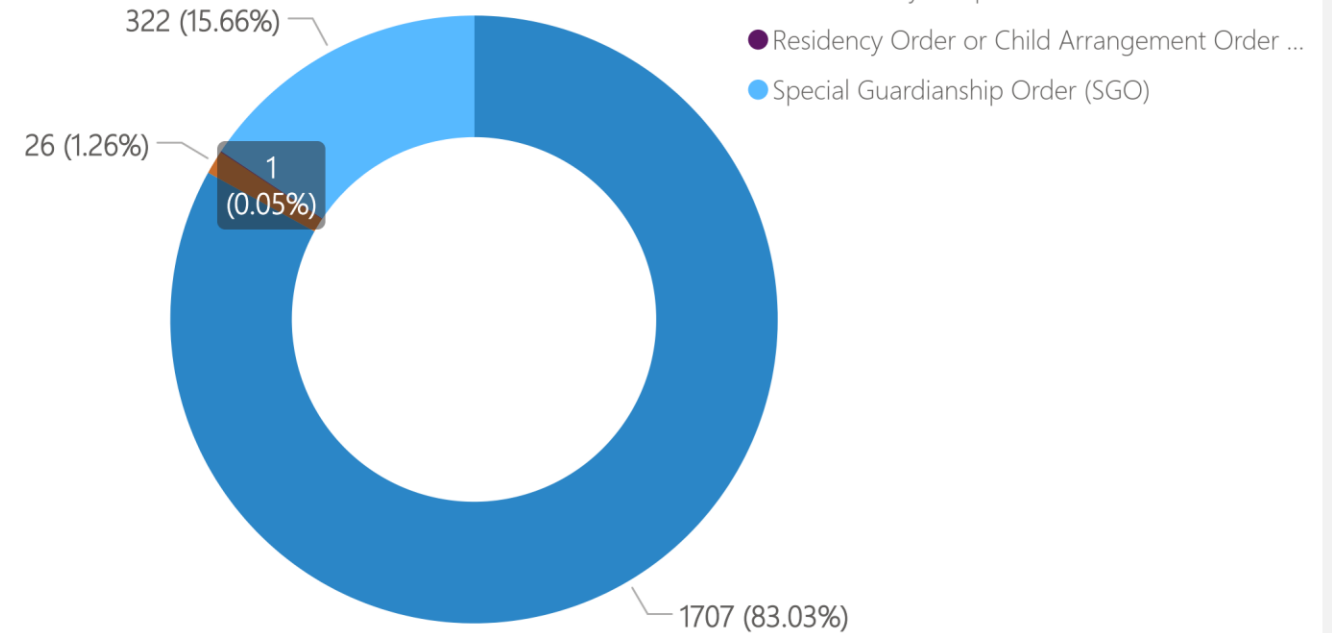
Financial Year ● 2024-25



of applications by placement type

Placement Type

- Domestic Adoption
- Inter Country Adoption
- Residency Order or Child Arrangement Order ...
- Special Guardianship Order (SGO)



NB: Please note that percentages are rounded and so may not add up to exactly 100

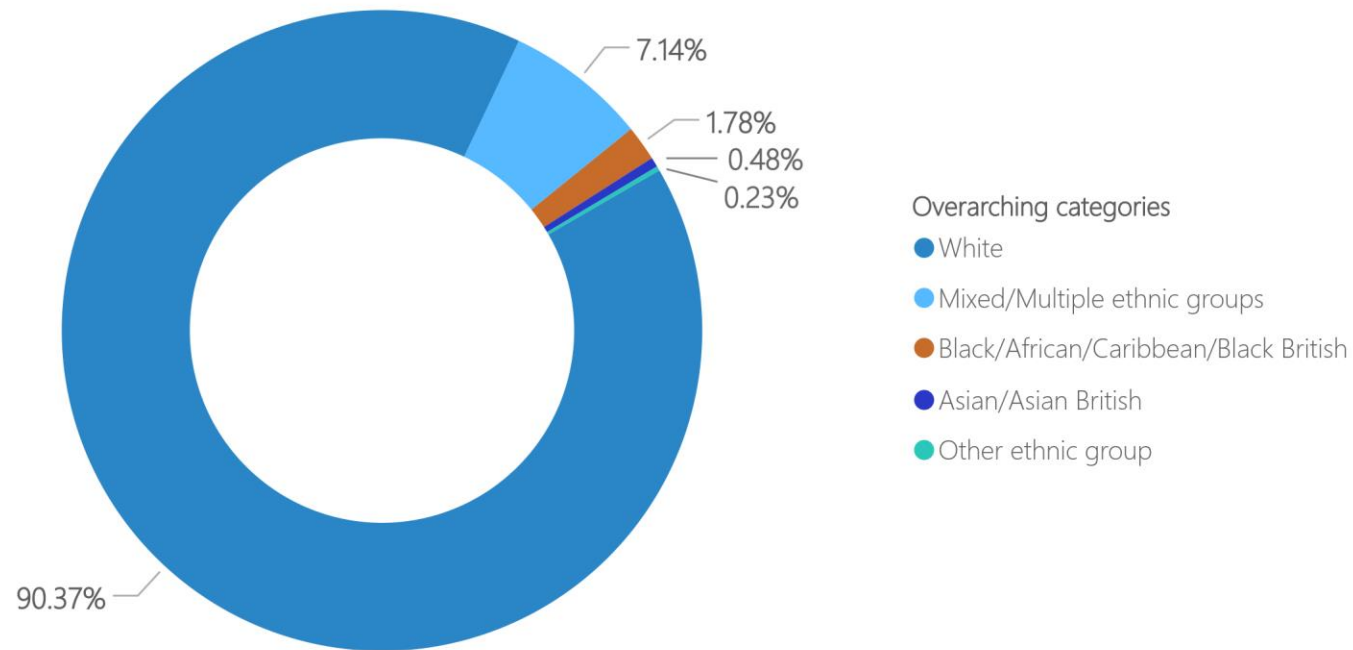
FAL Type	2024-25
Specialist Assessment	273
Therapy	1779
Total Applications in Year ⁴	2051

Placement Type	2024-25
Domestic Adoption	1707
Special Guardianship Order (SGO)	322
Inter Country Adoption	26
Residency Order or Child Arrangement Order (RO/CAO)	1
Total Applications in Year ⁶	2051

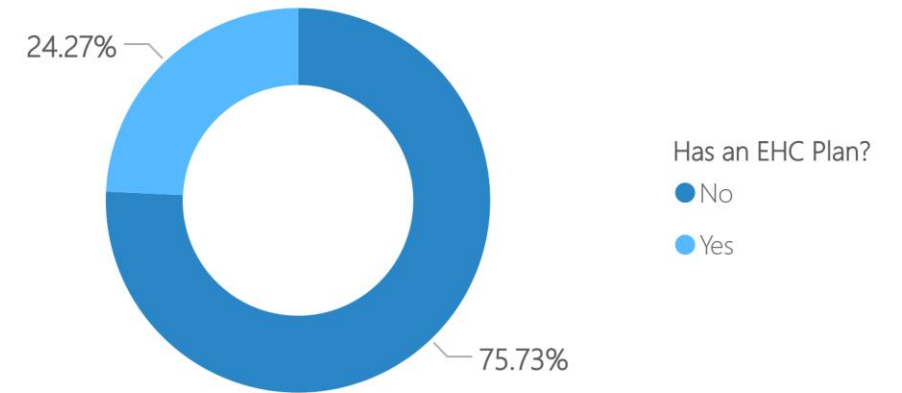
For explanations as to why individual figures and total may not align, please refer to the relevant footnote as indicated.

2024-25 Applications by Recipients' Demographics: East of England

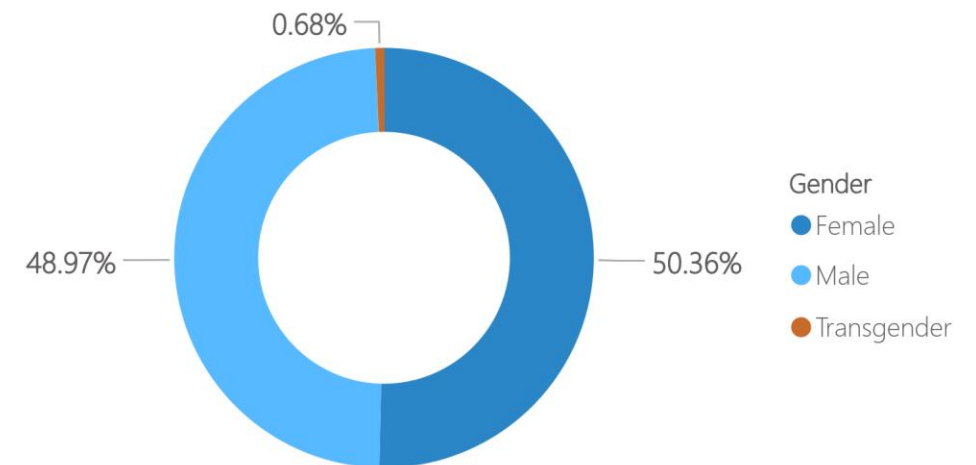
Percentage of recipients with approved applications by ethnicity



Percentage of recipients with approved applications with an EHC Plan



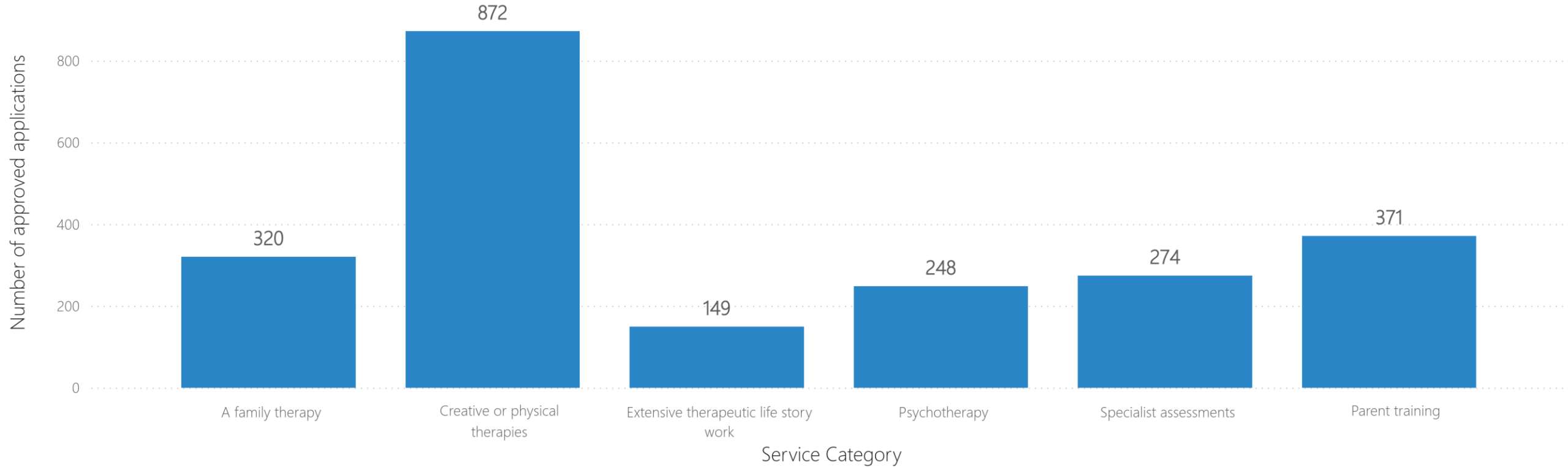
Percentage of recipients with approved applications by gender



2024-25 Applications by Service Category: East of England

For explanations as to why individual figures and total may not align, please refer to the relevant footnote as indicated.

of approved applications by service category

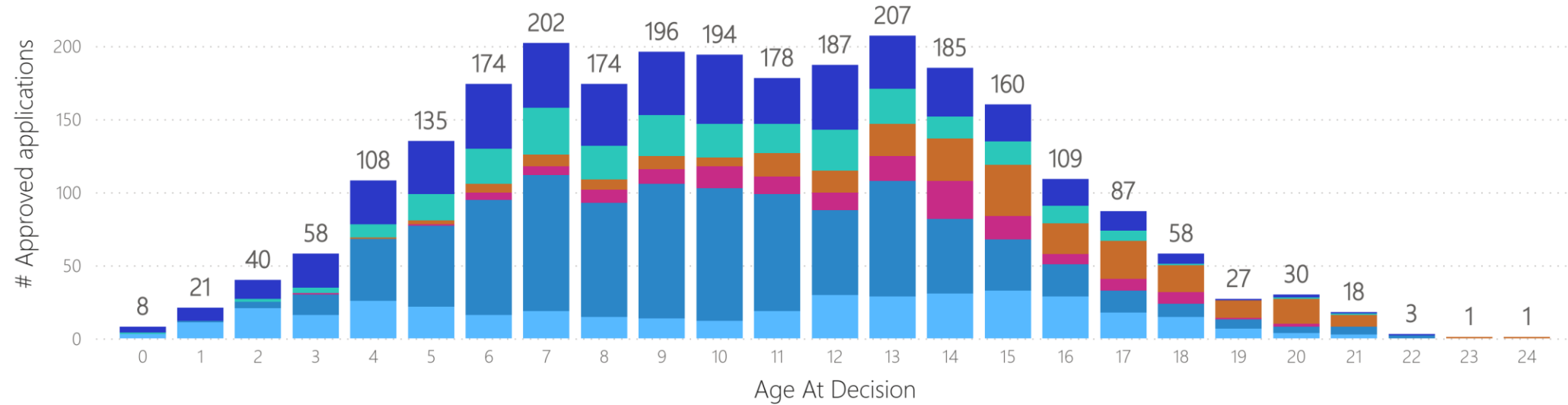


Service Category	Domestic Adoption	Inter Country Adoption	Residency Order or Child Arrangement Order (RO/CAO)	Special Guardianship Order (SGO)	Total Applications by Service Category ⁹
A family therapy	287	3	1	29	320
Creative or physical therapies	721	9		143	872
Extensive therapeutic life story work	106	3		40	149
Psychotherapy	204	6		38	248
Specialist assessments	230	3		41	274
Parent training	313	2		60	371
Total Applications by Placement Type ³	1707	26	1	322	

2024-25 Applications by Service Category and Age: East of England

of approved applications by service category

- A family therapy
- Creative or physical therapies
- Extensive therapeutic life story work
- Psychotherapy
- Short breaks
- Specialist Assessments
- Parent Training



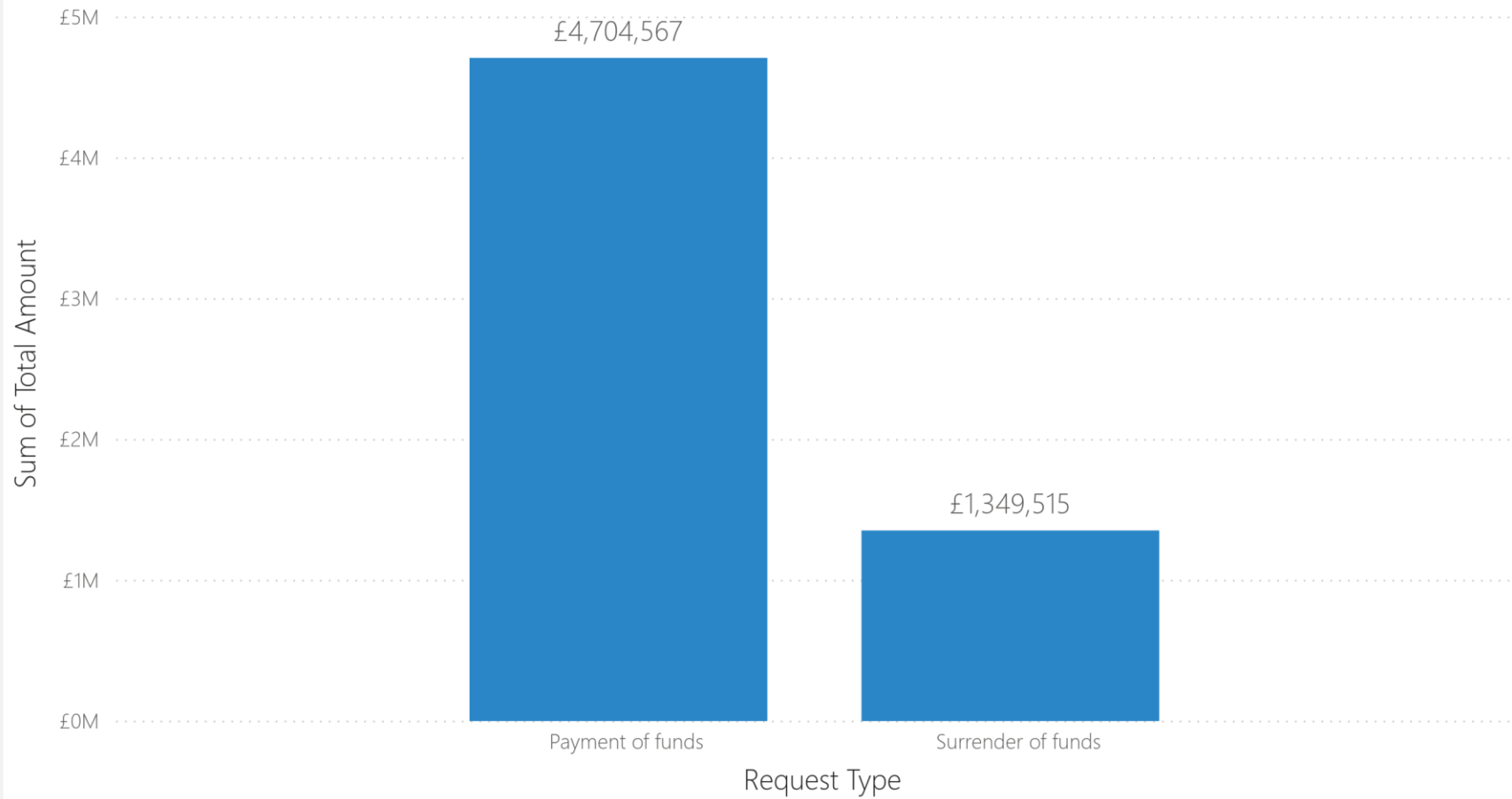
Age At Decision	A family therapy	Creative or physical	Extensive therapeutic life story work	Psychotherapy	Specialist assessments	Parent training
0	3				1	4
1	11	1				9
2	21	4			2	13
3	16	14	1		4	23
4	26	42		1	9	30
5	22	55	1	3	18	36
6	16	79	5	6	24	44
7	19	93	6	8	32	44
8	15	78	9	7	23	42
9	14	92	10	9	28	43
10	12	91	15	6	23	47
11	19	80	12	16	20	31
12	30	58	12	15	28	44

Age At Decision	A family therapy	Creative or physical	Extensive therapeutic life story work	Psychotherapy	Specialist assessments	Parent training
13	29	79	17	22	24	36
14	31	51	26	29	15	33
15	33	35	16	35	16	25
16	29	22	7	21	12	18
17	18	15	8	26	7	13
18	15	9	8	18	1	7
19	7	6	1	12		1
20	4	4	2	17	1	2
21	3	5		8	1	1
22		2				1
23				1		
24				1		

Funding (1 April 2024 - 31 March 2025): East of England

Total Funding by Request Type

Request Date Financial Year ● 2024-2025



Request Type ¹²	2024-2025
Payment of funds	£4,704,567
Surrender of funds	£1,349,515
Total Funding in Year	£6,054,082

Inner London Data

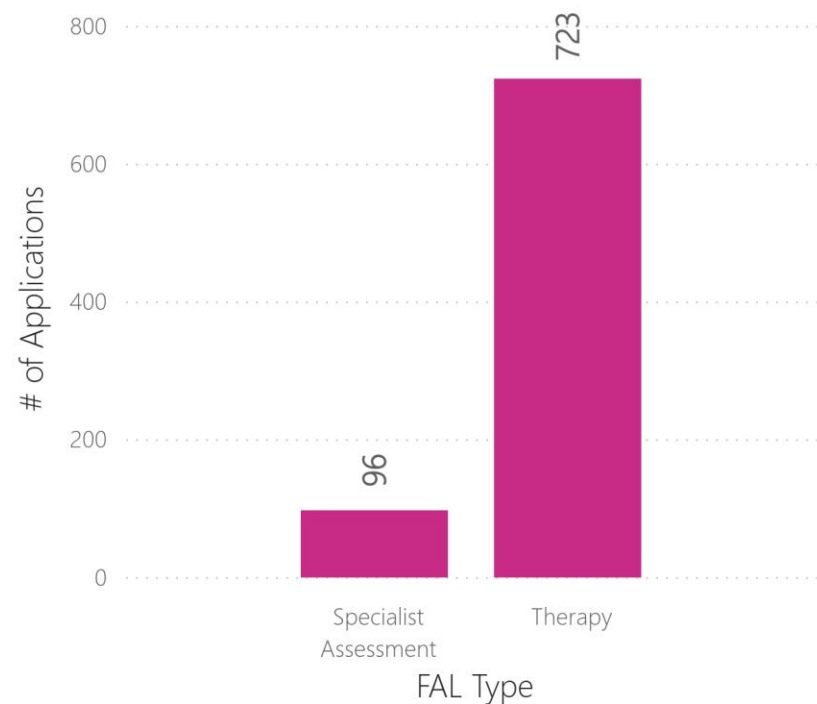
1 April 2024 - 31 March 2025



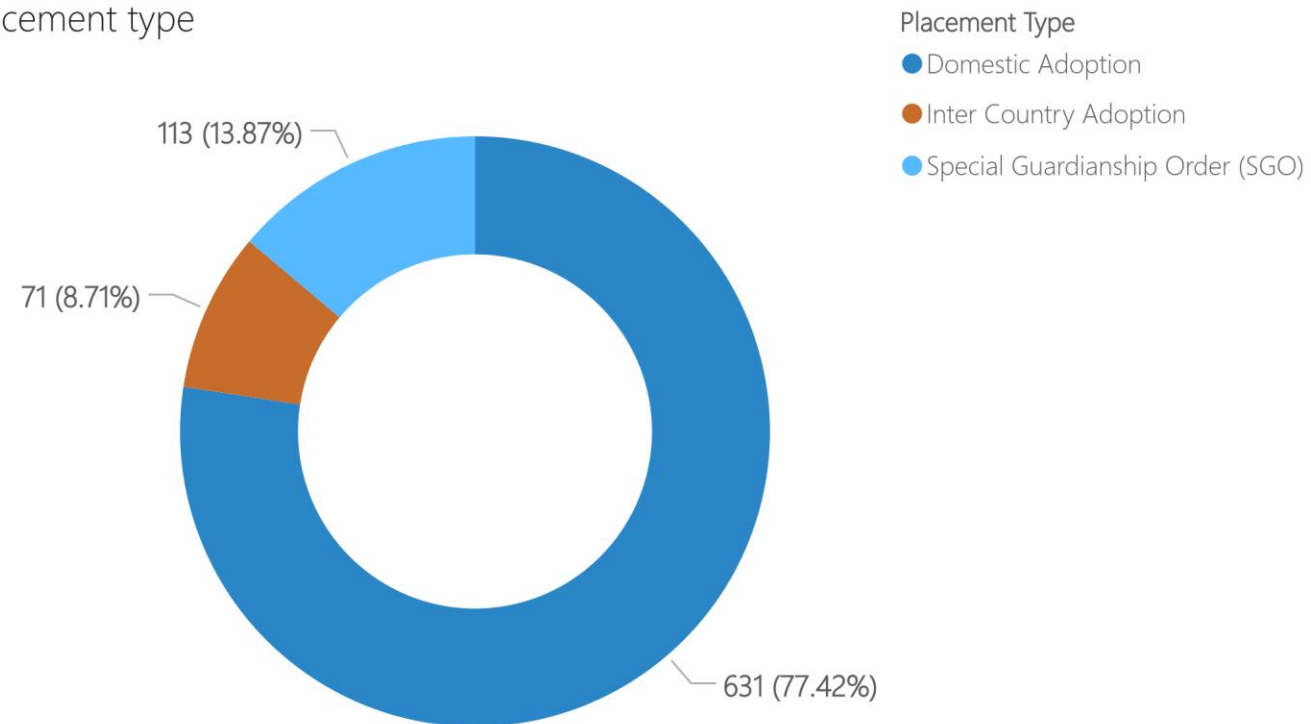
Approved Applications (1 April 2024 - 31 March 2025): Inner London

of applications by FAL type and financial year

Financial Year ● 2024-25



of applications by placement type



NB: Please note that percentages are rounded and so may not add up to exactly 100

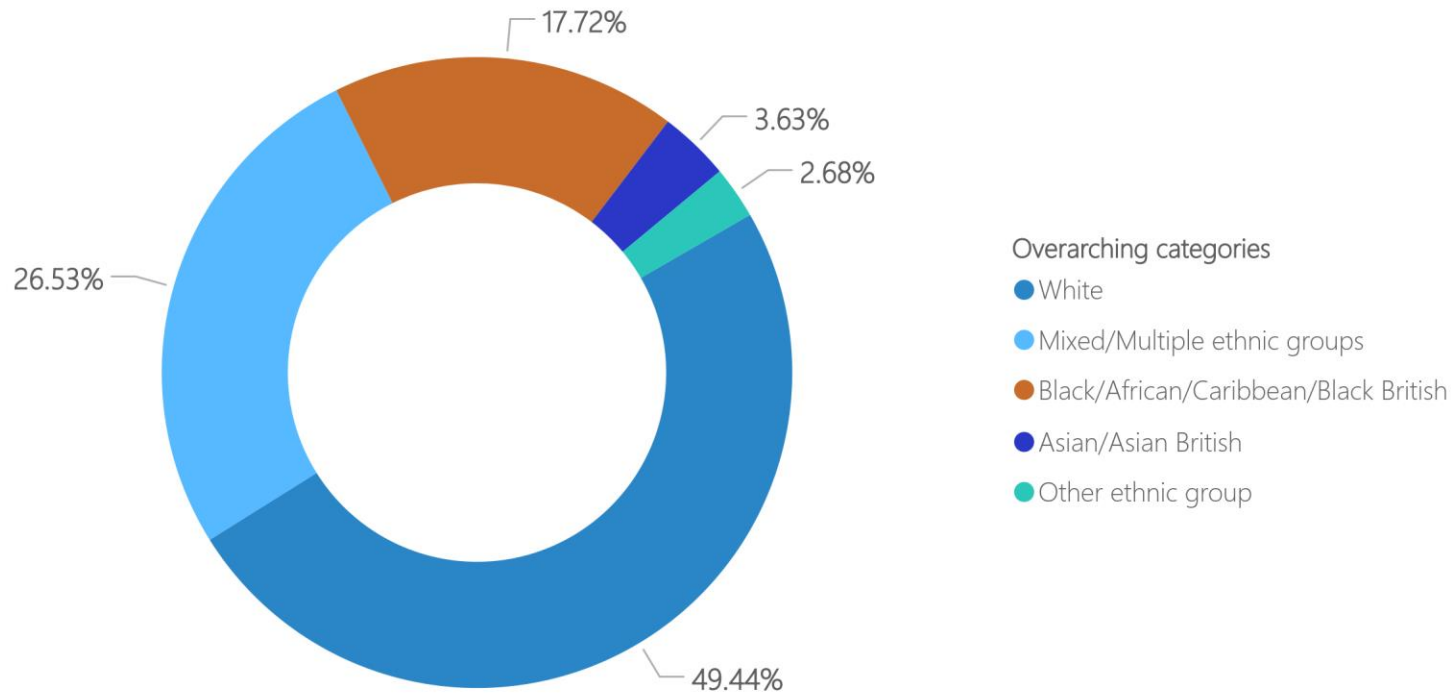
FAL Type	2024-25
Specialist Assessment	96
Therapy	723
Total Applications in Year ⁴	814

Placement Type	2024-25
Domestic Adoption	631
Special Guardianship Order (SGO)	113
Inter Country Adoption	71
Total Applications in Year ⁶	814

For explanations as to why individual figures and total may not align, please refer to the relevant footnote as indicated.

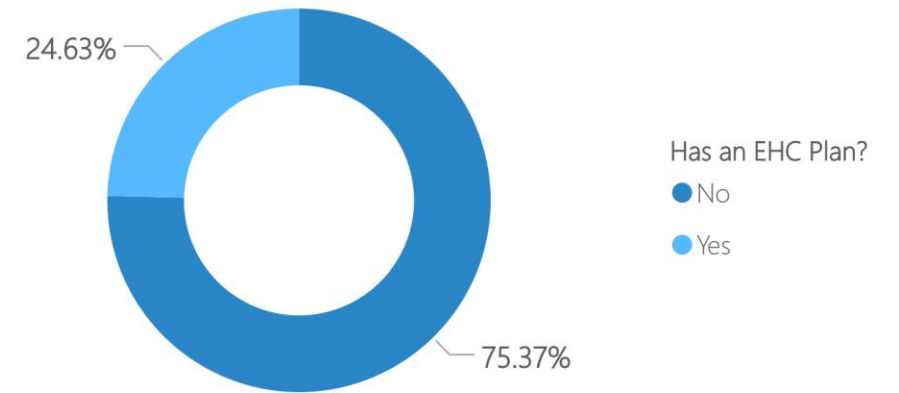
2024-25 Applications by Recipients' Demographics: Inner London

Percentage of recipients with approved applications by ethnicity

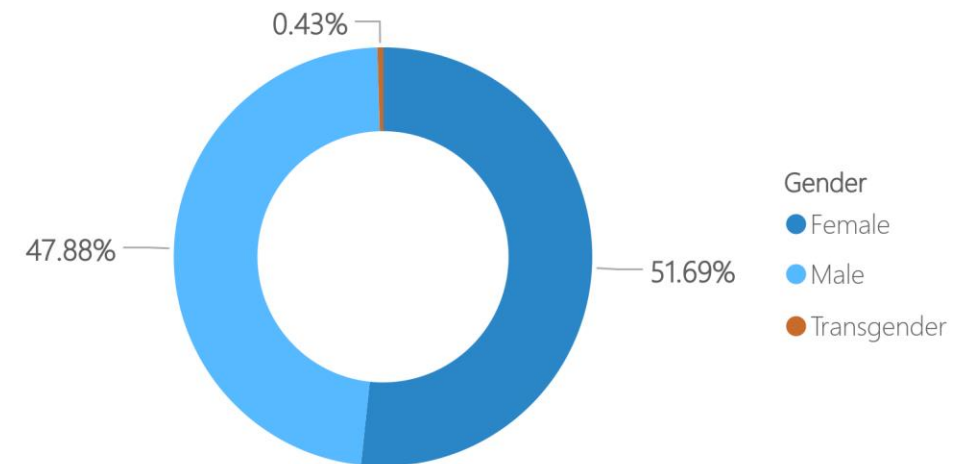


NB: Please note that percentages are rounded and so may not add up to exactly 100

Percentage of recipients with approved applications with an EHC Plan



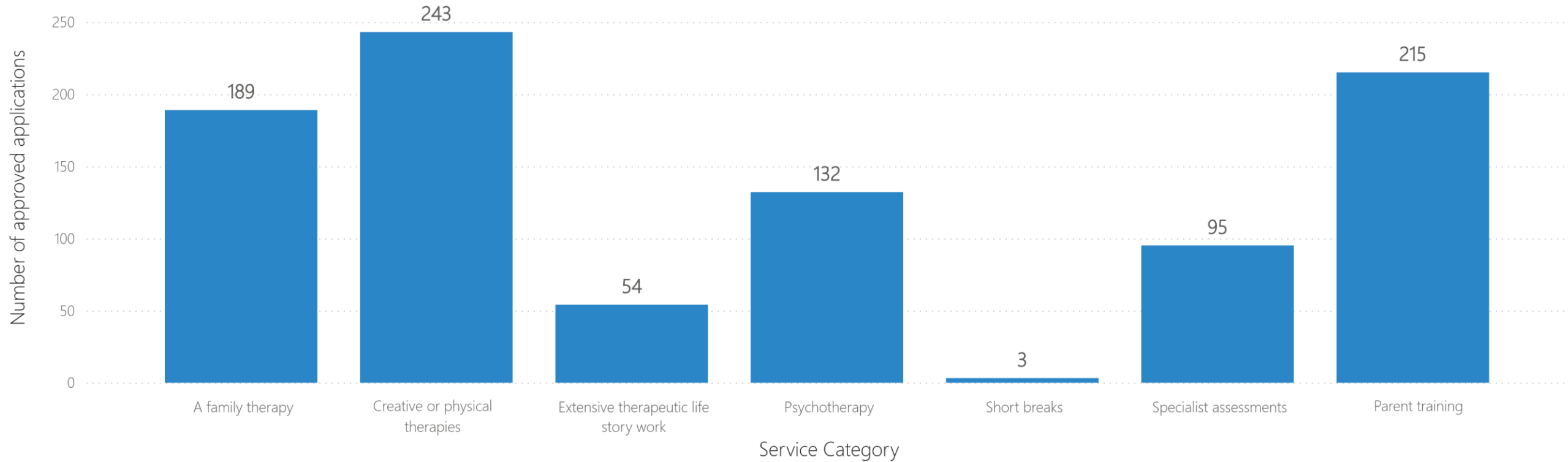
Percentage of recipients with approved applications by gender



2024-25 Applications by Service Category: Inner London

For explanations as to why individual figures and total may not align, please refer to the relevant footnote as indicated.

of approved applications by service category

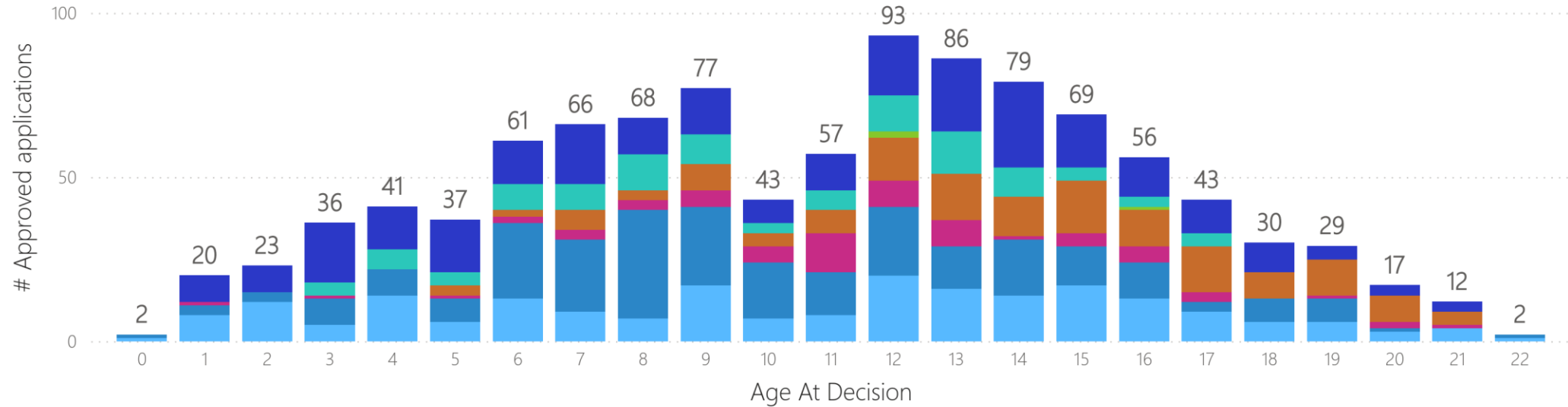


Service Category	Domestic Adoption	Inter Country Adoption	Special Guardianship Order (SGO)	Total Applications by Service Category
A family therapy	145	19	25	189
Creative or physical therapies	187	21	35	243
Extensive therapeutic life story work	35	2	17	54
Psychotherapy	92	15	25	132
Short breaks	3			3
Specialist assessments	71	8	16	95
Parent training	182	17	17	215
Total Applications by Placement Type	631	71	113	

2024-25 Applications by Service Category and Age: Inner London

of approved applications by service category

- A family therapy
- Creative or physical therapies
- Extensive therapeutic life story work
- Psychotherapy
- Short breaks
- Specialist Assessments
- Parent Training



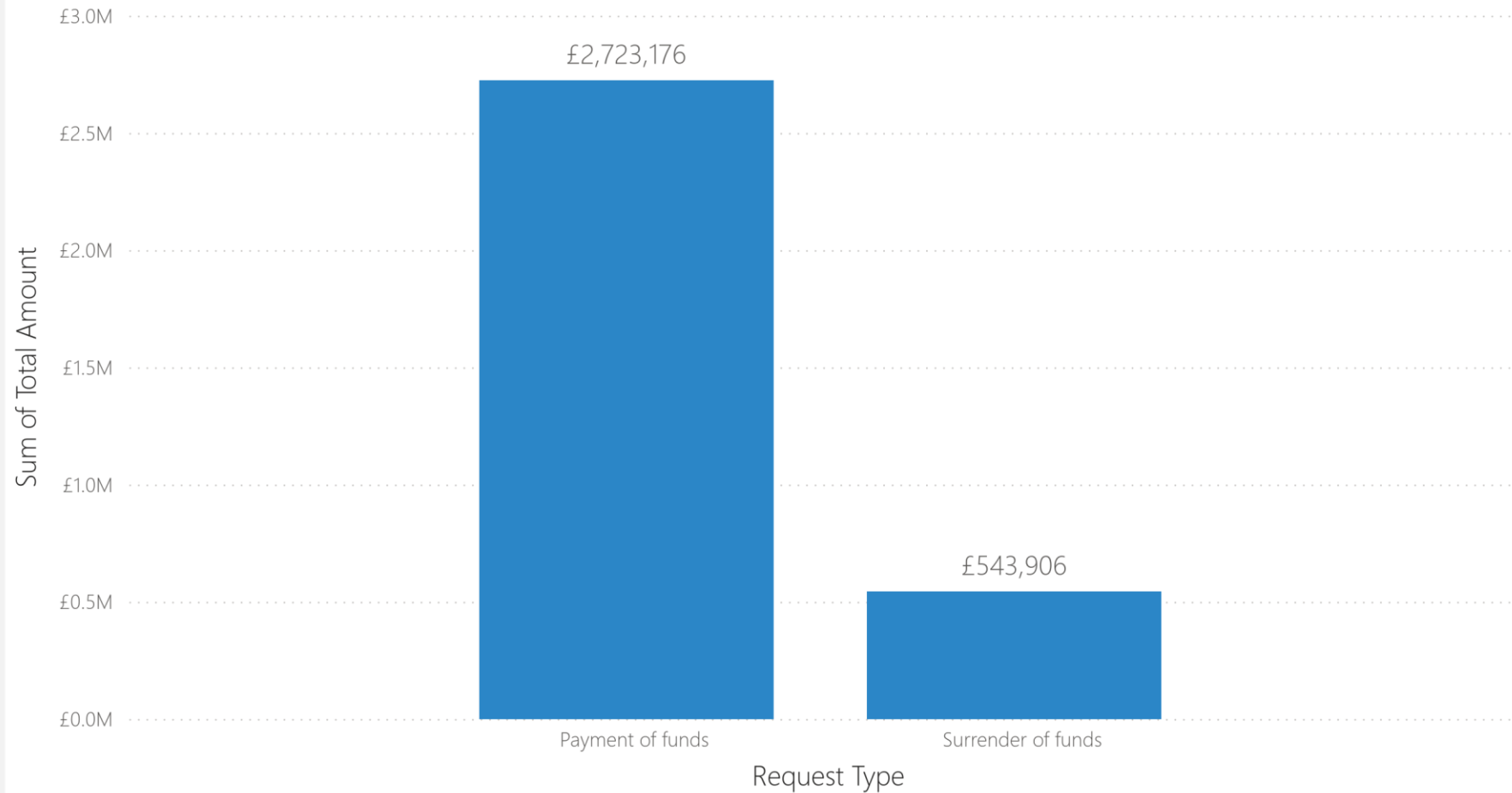
Age At Decision	A family therapy	Creative or physical	Extensive therapeutic life story work	Psychotherapy	Short breaks	Specialist assessments	Parent training
0	1	1					
1	8	3	1				8
2	12	3					8
3	5	8	1			4	18
4	14	8				6	13
5	6	7	1	3		4	16
6	13	23	2	2		8	13
7	9	22	3	6		8	18
8	7	33	3	3		11	11
9	17	24	5	8		9	14
10	7	17	5	4		3	7
11	8	13	12	7		6	11
12	20	21	8	13	2	11	18

Age At Decision	A family therapy	Creative or physical	Extensive therapeutic life story work	Psychotherapy	Short breaks	Specialist assessments	Parent training
13	16	13	8	14		13	22
14	14	17	1	12		9	26
15	17	12	4	16		4	16
16	13	11	5	11	1	3	12
17	9	3	3	14		4	10
18	6	7		8			9
19	6	7	1	11			4
20	3	1	2	8			3
21	4		1	4			3
22	1	1					

Funding (1 April 2024 - 31 March 2025): Inner London

Total Funding by Request Type

Request Date Financial Year ● 2024-2025



Request Type ₁₂	2024-2025
Payment of funds	£2,723,176
Surrender of funds	£543,906
Total Funding in Year	£3,267,082

North East Data

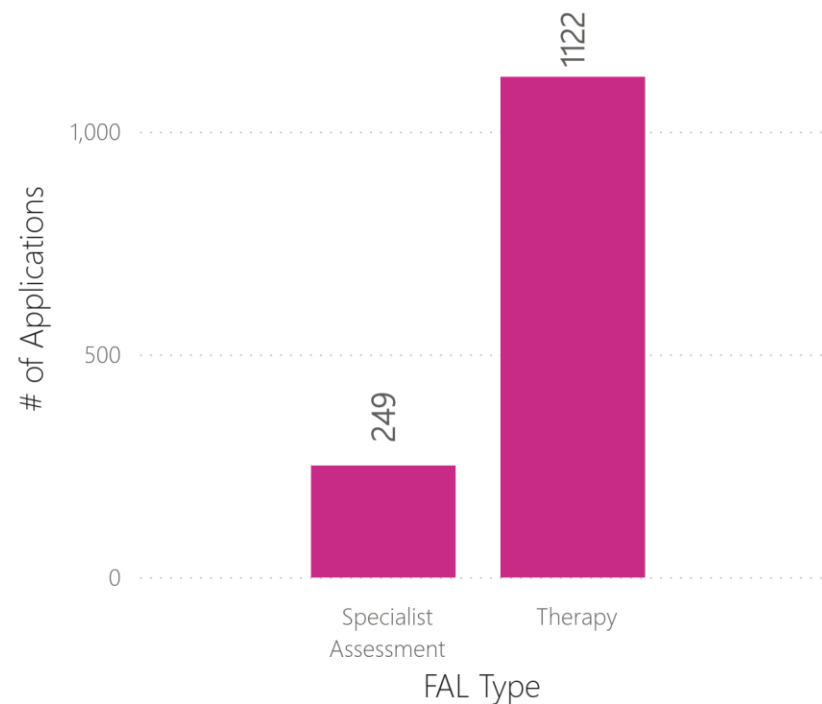
1 April 2024 - 31 March 2025



Approved Applications (1 April 2024 - 31 March 2025): North East

of applications by FAL type and financial year

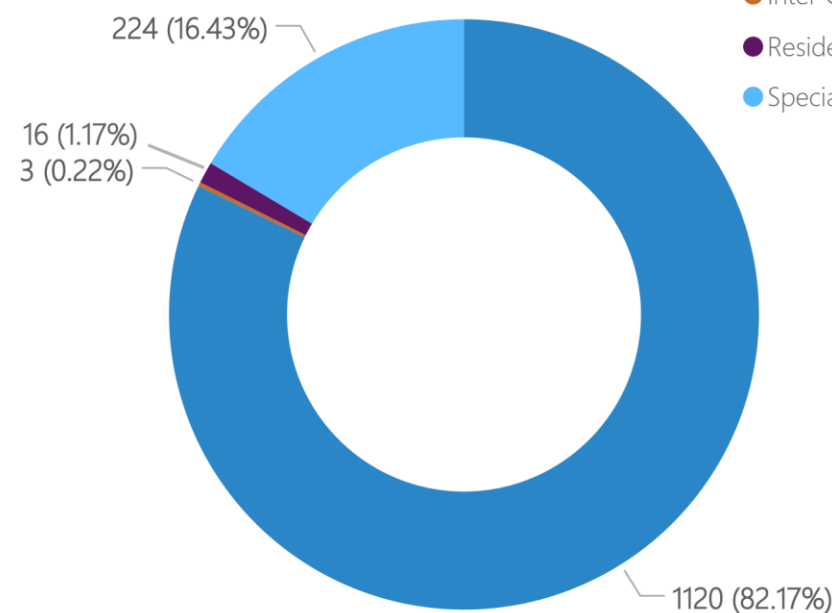
Financial Year ● 2024-25



of applications by placement type

Placement Type

- Domestic Adoption
- Inter Country Adoption
- Residency Order or Child Arrangement Order...
- Special Guardianship Order (SGO)



NB: Please note that percentages are rounded and so may not add up to exactly 100

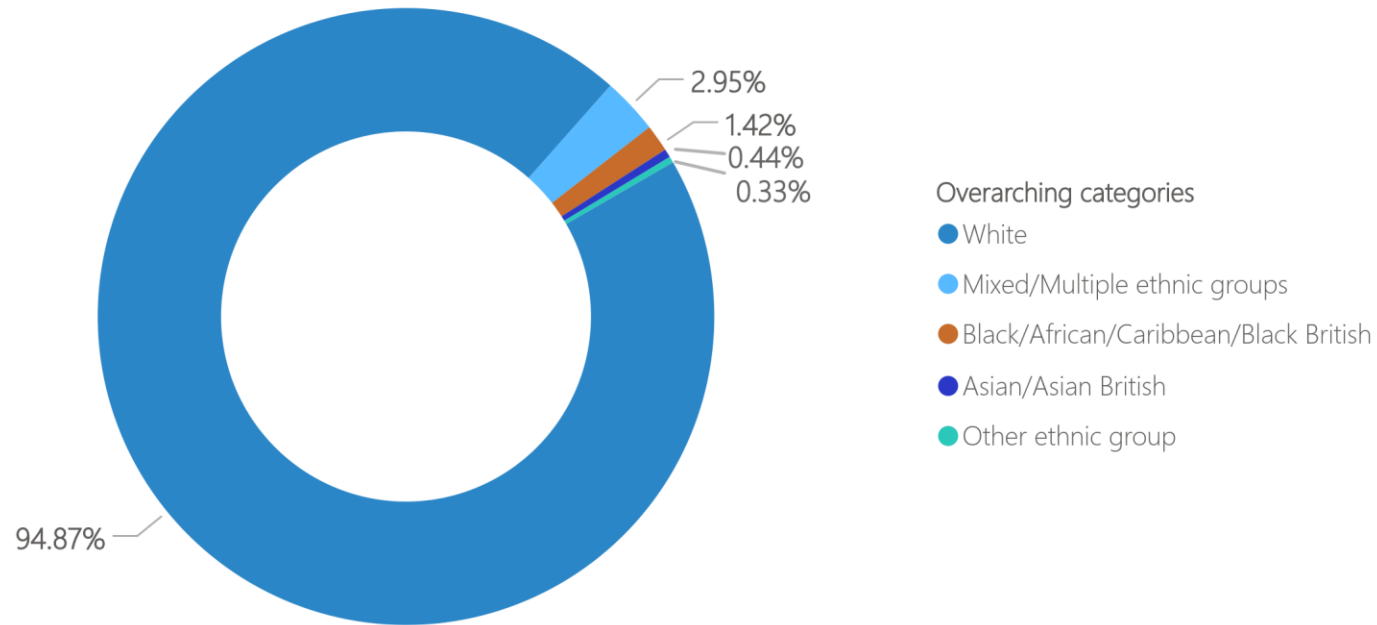
FAL Type	2024-25
Specialist Assessment	249
Therapy	1122
Total Applications in Year ⁴	1363

Placement Type	2024-25
Domestic Adoption	1120
Special Guardianship Order (SGO)	224
Residency Order or Child Arrangement Order (RO/CAO)	16
Inter Country Adoption	3
Total Applications in Year ⁶	1363

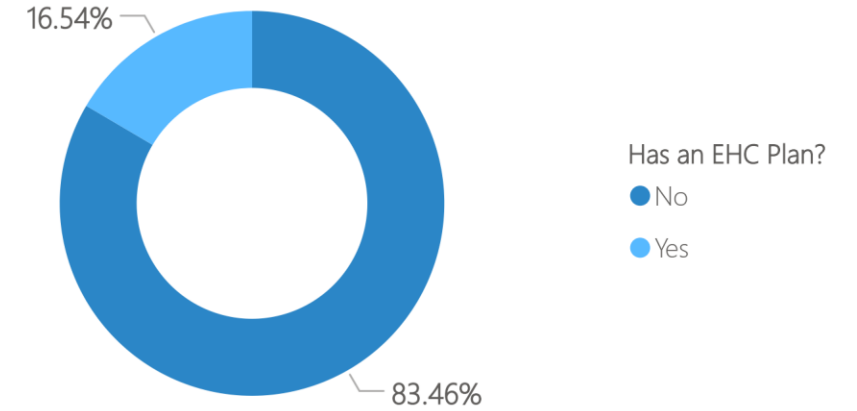
For explanations as to why individual figures and total may not align, please refer to the relevant footnote as indicated.

2024-25 Applications by Recipients' Demographics: North East

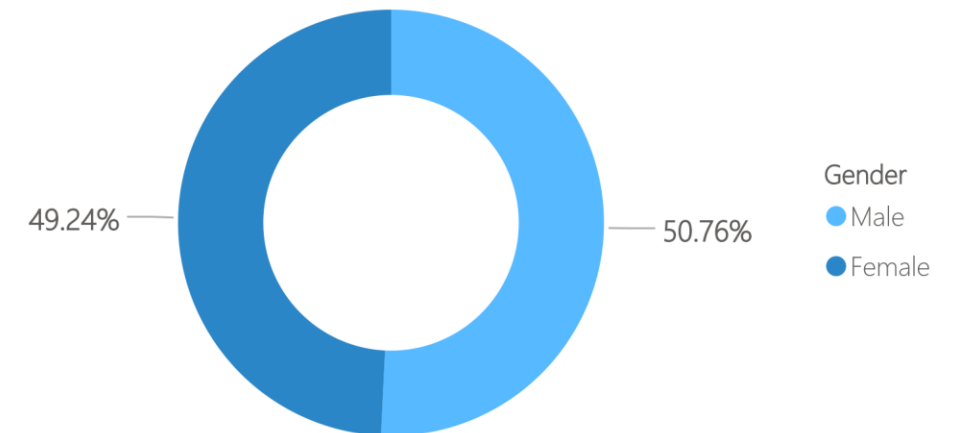
Percentage of recipients with approved applications by ethnicity



Percentage of recipients with approved applications with an EHC Plan



Percentage of recipients with approved applications by gender

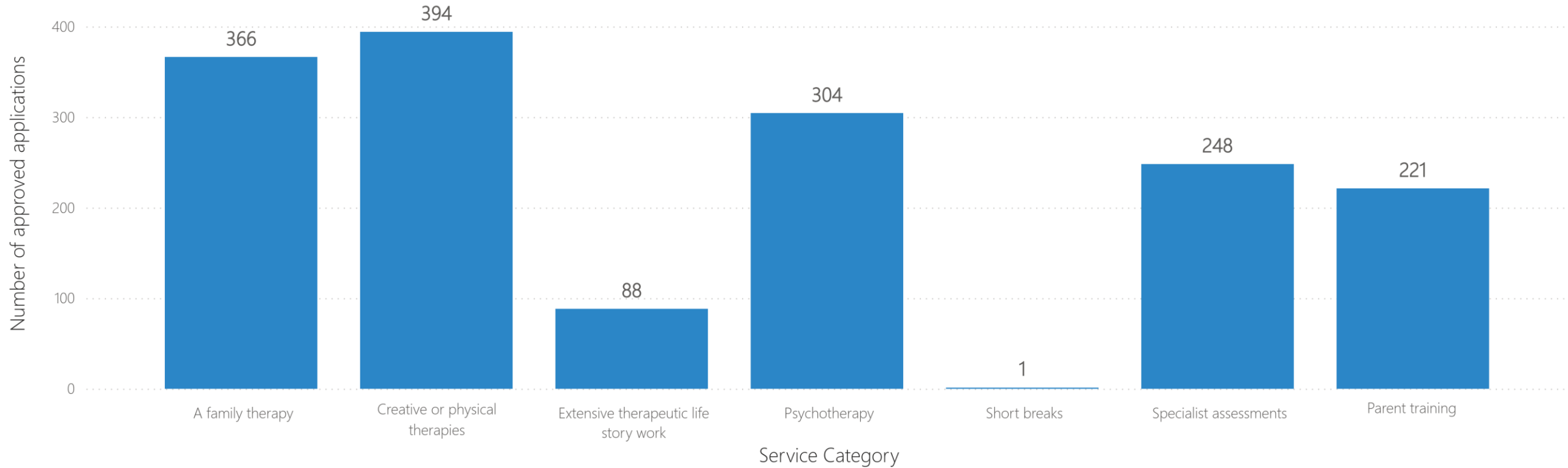


NB: Please note that percentages are rounded and so may not add up to exactly 100

2024-25 Applications by Service Category: North East

For explanations as to why individual figures and total may not align, please refer to the relevant footnote as indicated.

of approved applications by service category

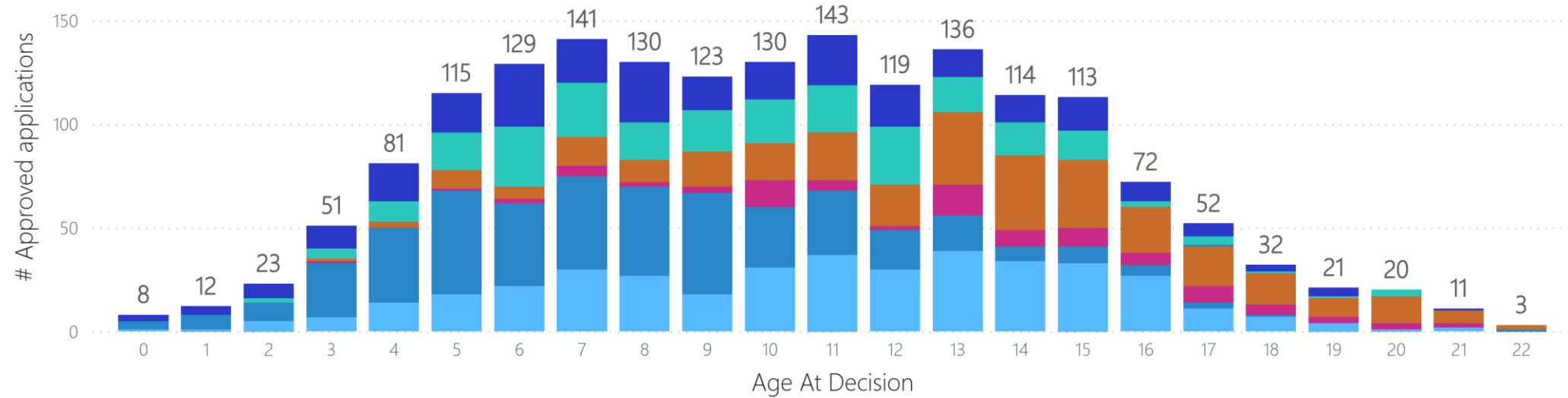


Service Category	Domestic Adoption	Inter Country Adoption	Residency Order or Child Arrangement Order (RO/CAO)	Special Guardianship Order (SGO)	Total Applications by Service Category ⁹
A family therapy	299	2	4	61	366
Creative or physical therapies	308		3	83	394
Extensive therapeutic life story work	68		3	17	88
Psychotherapy	259	1	5	39	304
Short breaks				1	1
Specialist assessments	203		2	43	248
Parent training	180		4	37	221
Total Applications by Placement Type ³	1120	3	16	224	

2024-25 Applications by Service Category and Age: North East

of approved applications by service category

- A family therapy
- Creative or physical therapies
- Extensive therapeutic life story work
- Psychotherapy
- Short breaks
- Specialist Assessments
- Parent Training



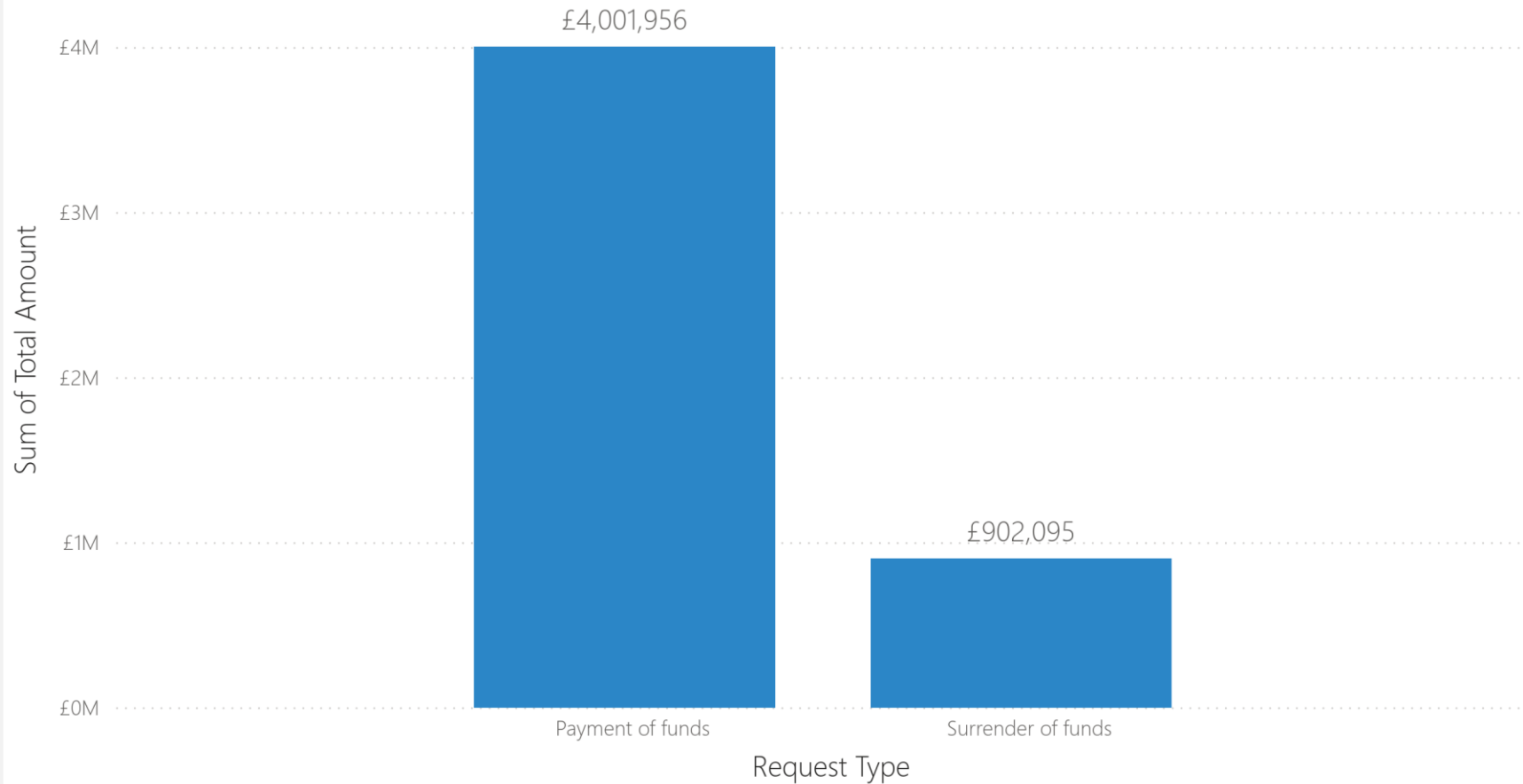
Age At Decision	A family therapy	Creative or physical	Extensive therapeutic life story work	Psychotherapy	Specialist assessments	Parent training
0	1	4				3
1	1	7				4
2	5	9			2	7
3	7	26	1	1	5	11
4	14	36		3	10	18
5	18	50	1	9	18	19
6	22	40	2	6	29	30
7	30	45	5	14	26	21
8	27	43	2	11	18	29
9	18	49	3	17	20	16
10	31	29	13	18	21	18
11	37	31	5	23	23	24
12	30	19	2	20	28	20

Age At Decision	A family therapy	Creative or physical	Extensive therapeutic life story work	Psychotherapy	Short breaks	Specialist assessments	Parent training
13	39	17	15	35		17	13
14	34	7	8	36		16	13
15	33	8	9	33		14	16
16	27	5	6	22		3	9
17	11	3	8	19	1	4	6
18	7	1	5	15		1	3
19	4		3	9		1	4
20	1		3	13		3	
21	2		2	6			1
22		1		2			

Funding (1 April 2024 - 31 March 2025): North East

Total Funding by Request Type

Request Date Financial Year ● 2024-2025



Request Type ¹²	2024-2025
Payment of funds	£4,001,956
Surrender of funds	£902,095
Total Funding in Year	£4,904,051

North West Data

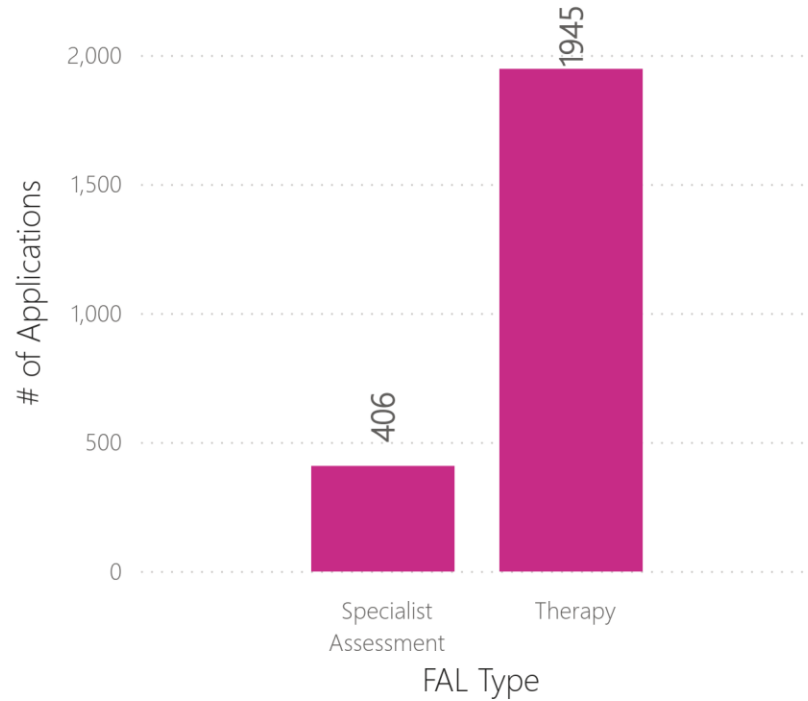
1 April 2024 - 31 March 2025



Approved Applications (1 April 2024 - 31 March 2025): North West

of applications by FAL type and financial year

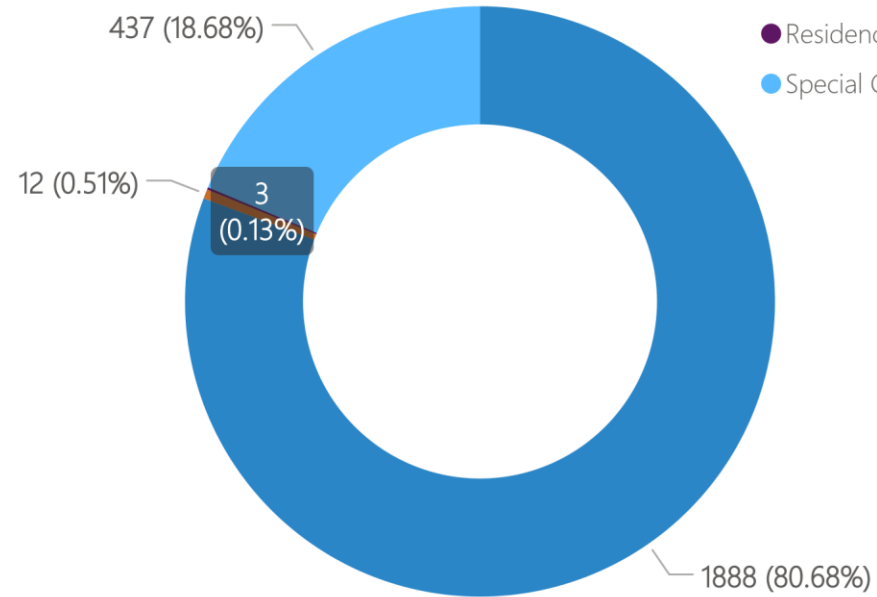
Financial Year ● 2024-25



of applications by placement type

Placement Type

- Domestic Adoption
- Inter Country Adoption
- Residency Order or Child Arrangement Order (RO/CAO)
- Special Guardianship Order (SGO)



NB: Please note that percentages are rounded and so may not add up to exactly 100

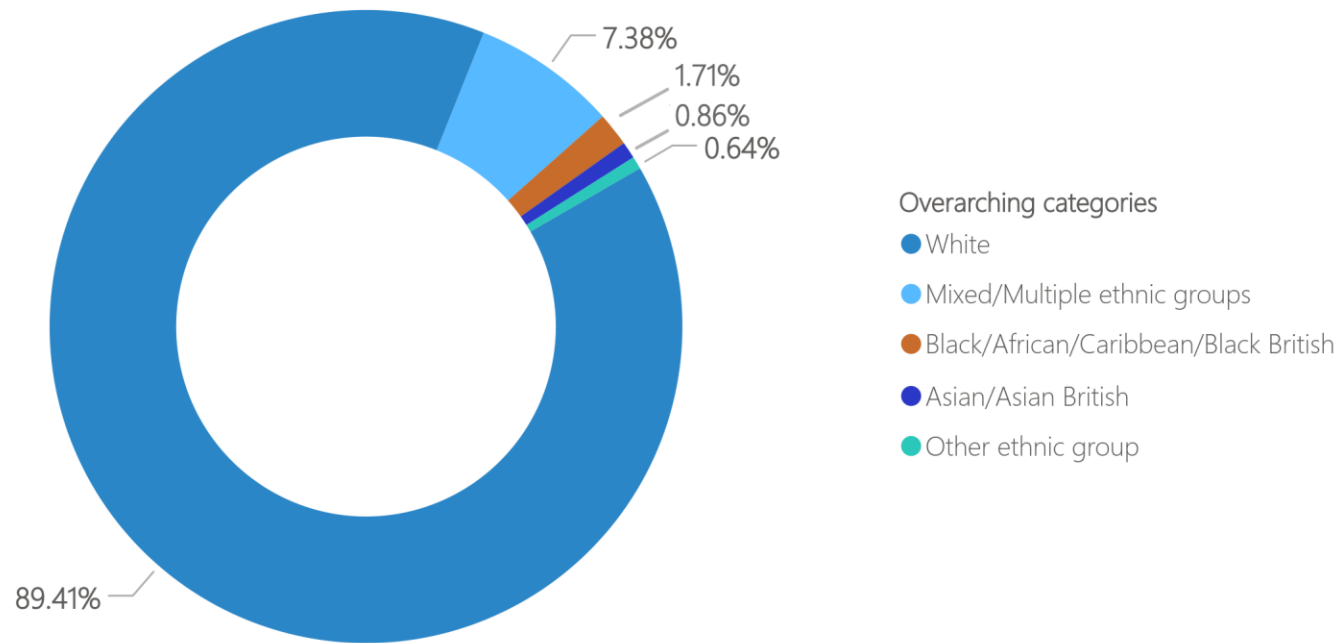
FAL Type	2024-25
Specialist Assessment	406
Therapy	1945
Total Applications in Year ⁴	2339

Placement Type	2024-25
Domestic Adoption	1888
Special Guardianship Order (SGO)	437
Inter Country Adoption	12
Residency Order or Child Arrangement Order (RO/CAO)	3
Total Applications in Year ⁶	2339

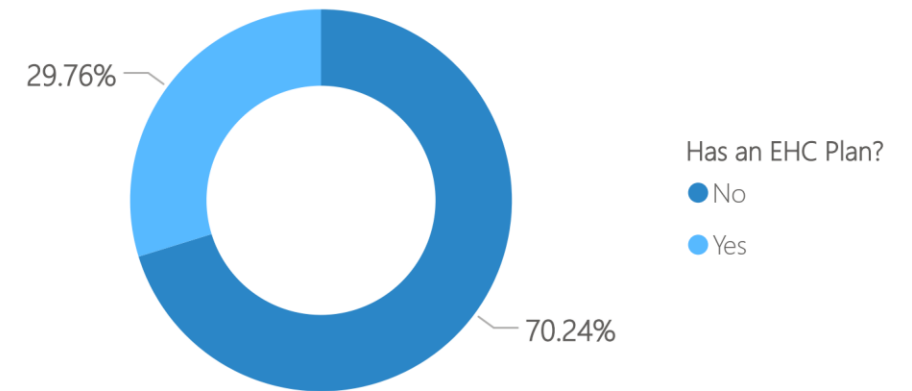
For explanations as to why individual figures and total may not align, please refer to the relevant footnote as indicated.

2024-25 Applications by Recipients' Demographics: North West

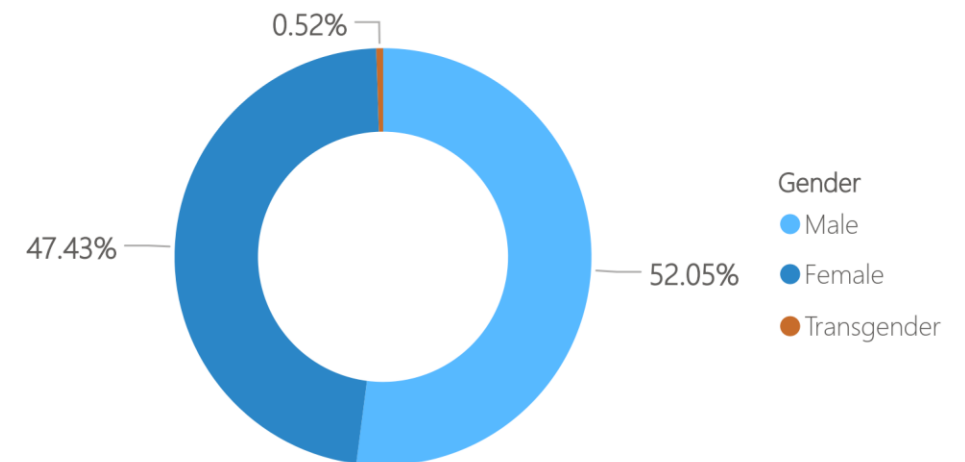
Percentage of recipients with approved applications by ethnicity



Percentage of recipients with approved applications with an EHC Plan



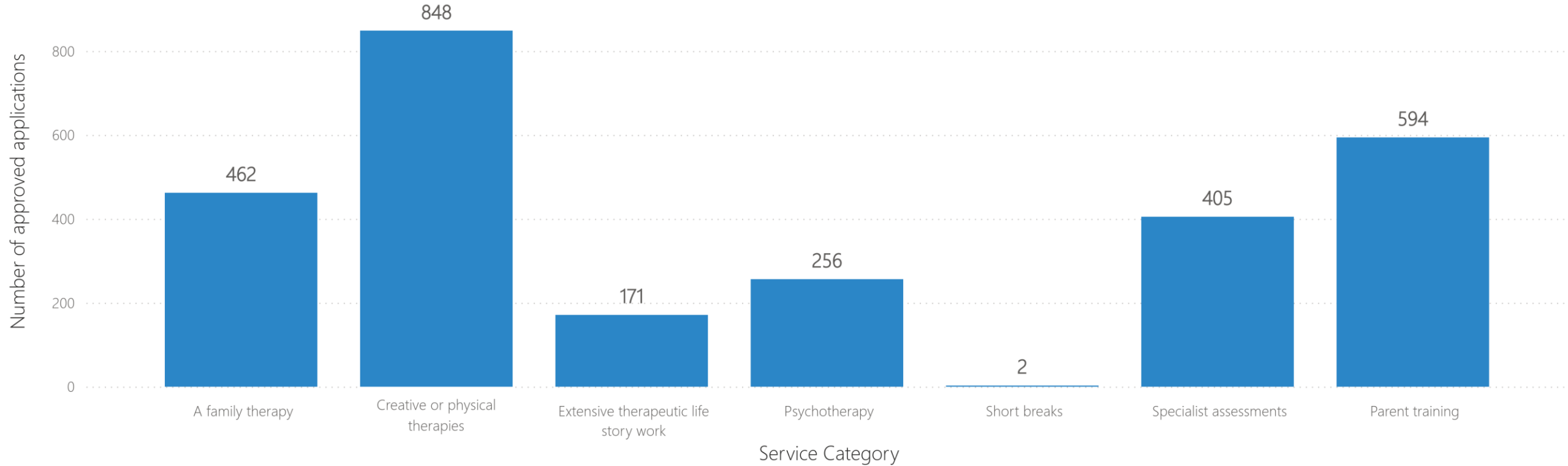
Percentage of recipients with approved applications by gender



2024-25 Applications by Service Category: North West

For explanations as to why individual figures and total may not align, please refer to the relevant footnote as indicated.

of approved applications by service category

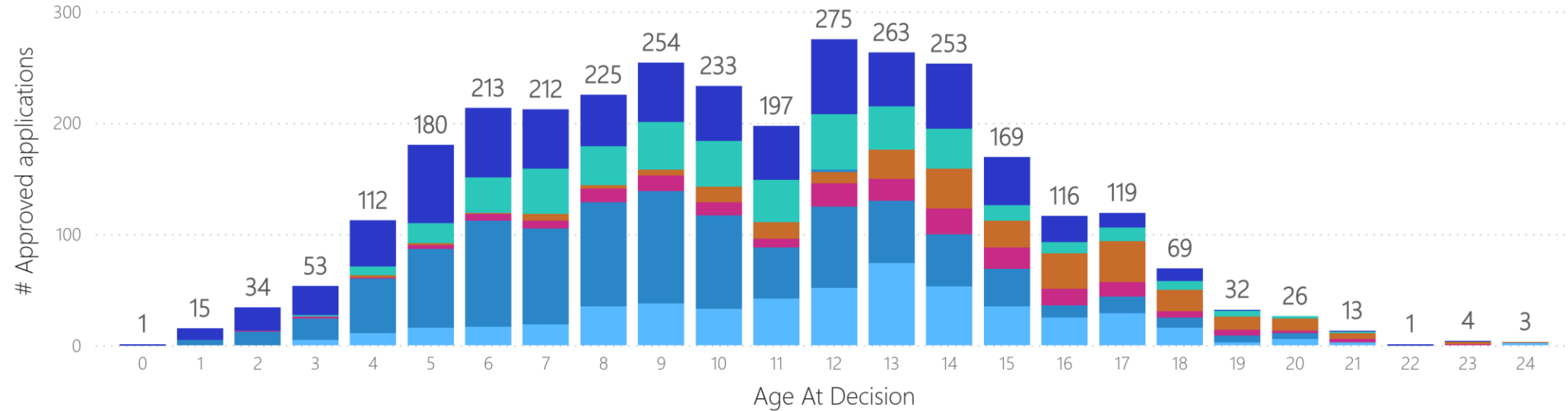


Service Category	Domestic Adoption	Inter Country Adoption	Residency Order or Child Arrangement Order (RO/CAO)	Special Guardianship Order (SGO)	Total Applications by Service Category ⁹	
A family therapy	404			1	58	462
Creative or physical therapies	688	3		1	156	848
Extensive therapeutic life story work	110	4			57	171
Psychotherapy	184	6		1	65	256
Short breaks	1				1	2
Specialist assessments	314				91	405
Parent training	492	3			100	594
Total Applications by Placement Type ³	1888	12		3	437	

2024-25 Applications by Service Category and Age: North West

of approved applications by service category

- A family therapy
- Creative or physical therapies
- Extensive therapeutic life story work
- Psychotherapy
- Short breaks
- Specialist Assessments
- Parent Training



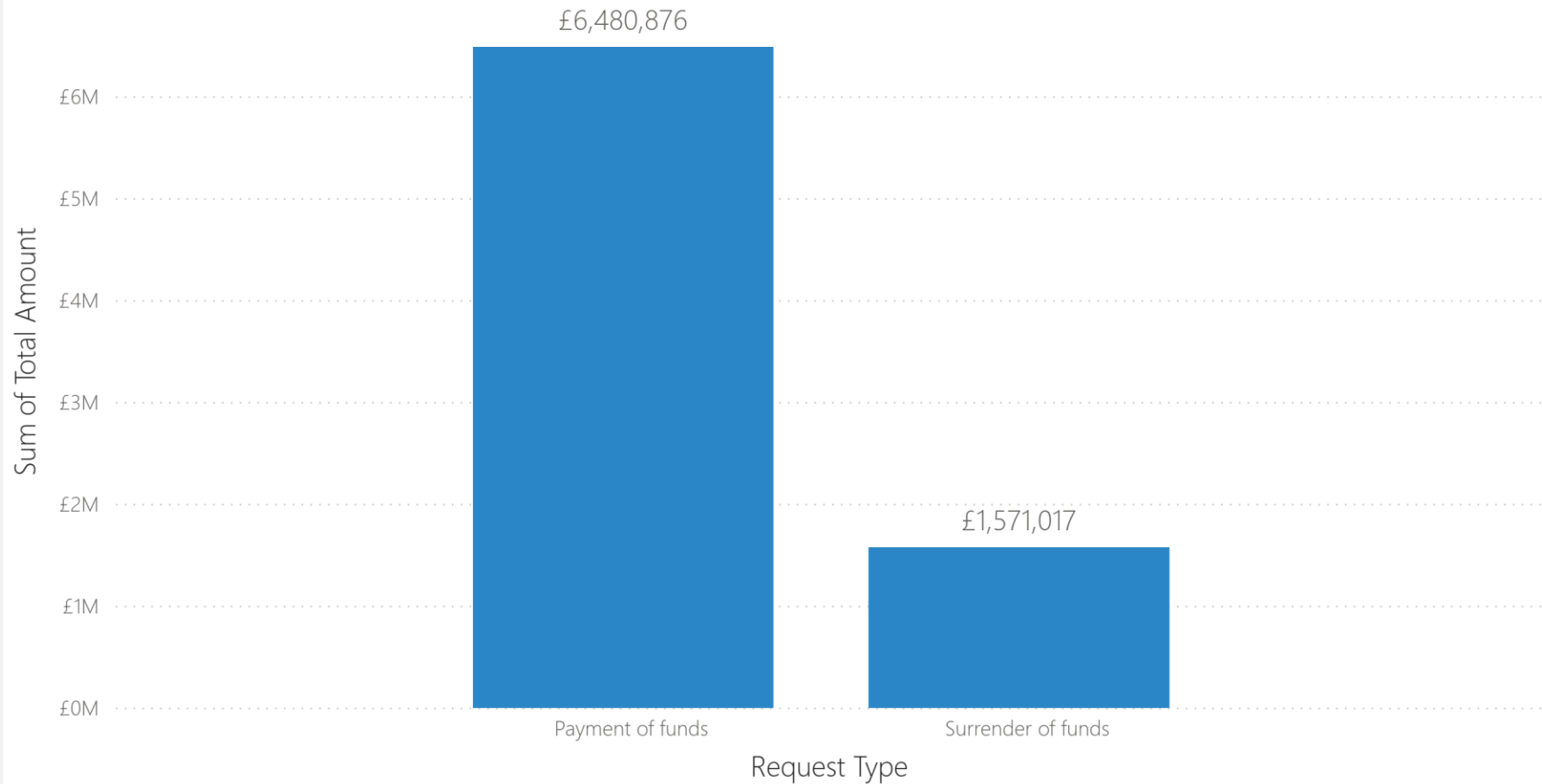
Age At Decision	A family therapy	Creative or physical	Extensive therapeutic life story work	Psychotherapy	Short breaks	Specialist assessments	Parent training
0							1
1		5					10
2		12	1				21
3	5	19	2			1	26
4	11	49	1	2		8	41
5	16	71	3	2		18	70
6	17	95	6	1		32	62
7	19	86	7	6		41	53
8	35	94	12	3		35	46
9	38	101	14	5		43	53
10	33	84	12	14		41	49
11	42	46	8	15		38	48
12	52	73	21	10	2	50	67

Age At Decision	A family therapy	Creative or physical	Extensive therapeutic life story work	Psychotherapy	Specialist assessments	Parent training
13	74	56	20	26	39	48
14	53	47	23	36	36	58
15	35	34	19	24	14	43
16	25	11	15	32	10	23
17	29	15	13	37	12	13
18	16	9	6	19	8	11
19	3	6	5	12	5	1
20	6	5	2	11	2	
21	3		3	5	1	1
22						1
23			1	2		1
24	2			1		

Funding (1 April 2024 - 31 March 2025): North West

Total Funding by Request Type

Request Date Financial Year ● 2024-2025



Request Type ¹²	2024-2025
Payment of funds	£6,480,876
Surrender of funds	£1,571,017
Total Funding in Year	£8,051,893

Outer London Data

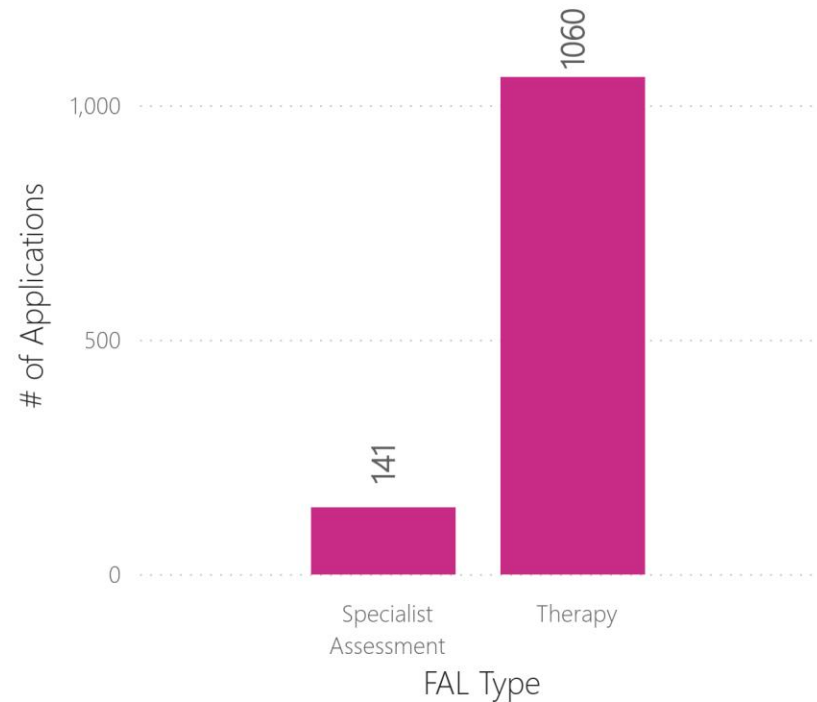
1 April 2024 - 31 March 2025



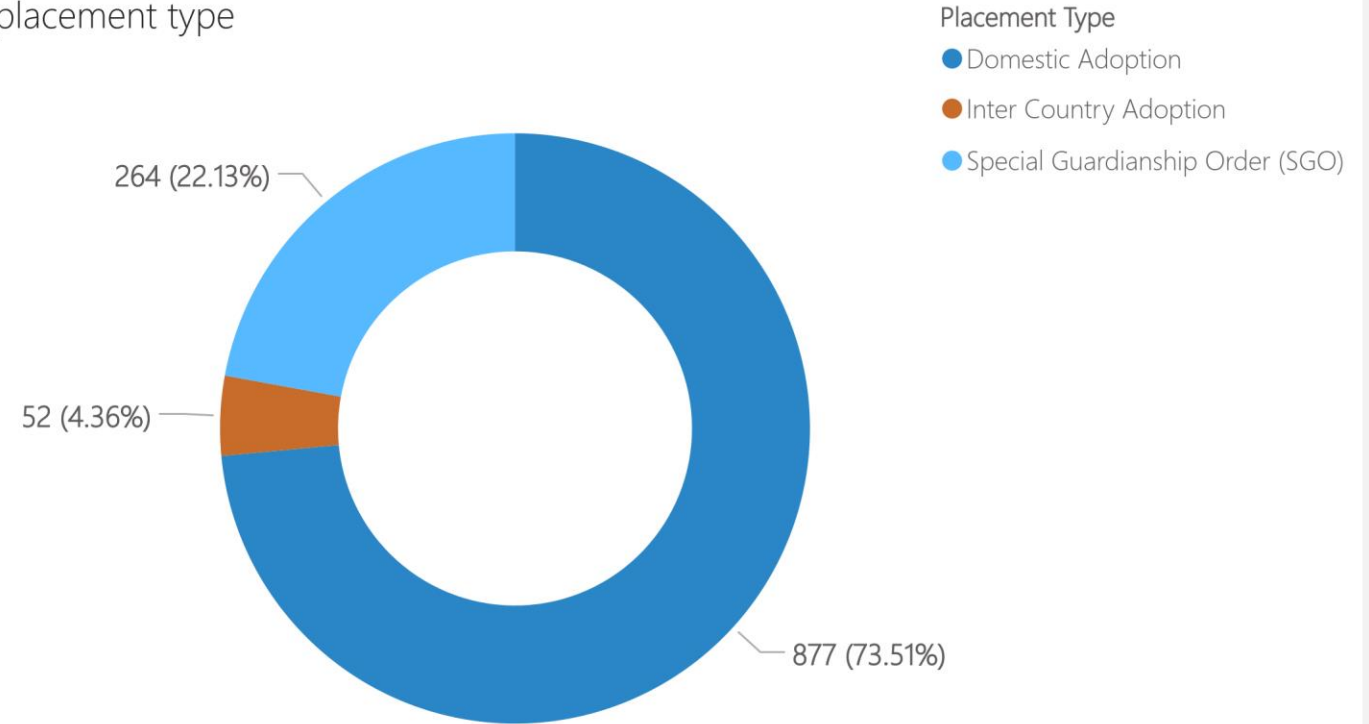
Approved Applications (1 April 2024 - 31 March 2025): Outer London

of applications by FAL type and financial year

Financial Year ● 2024-25



of applications by placement type



NB: Please note that percentages are rounded and so may not add up to exactly 100

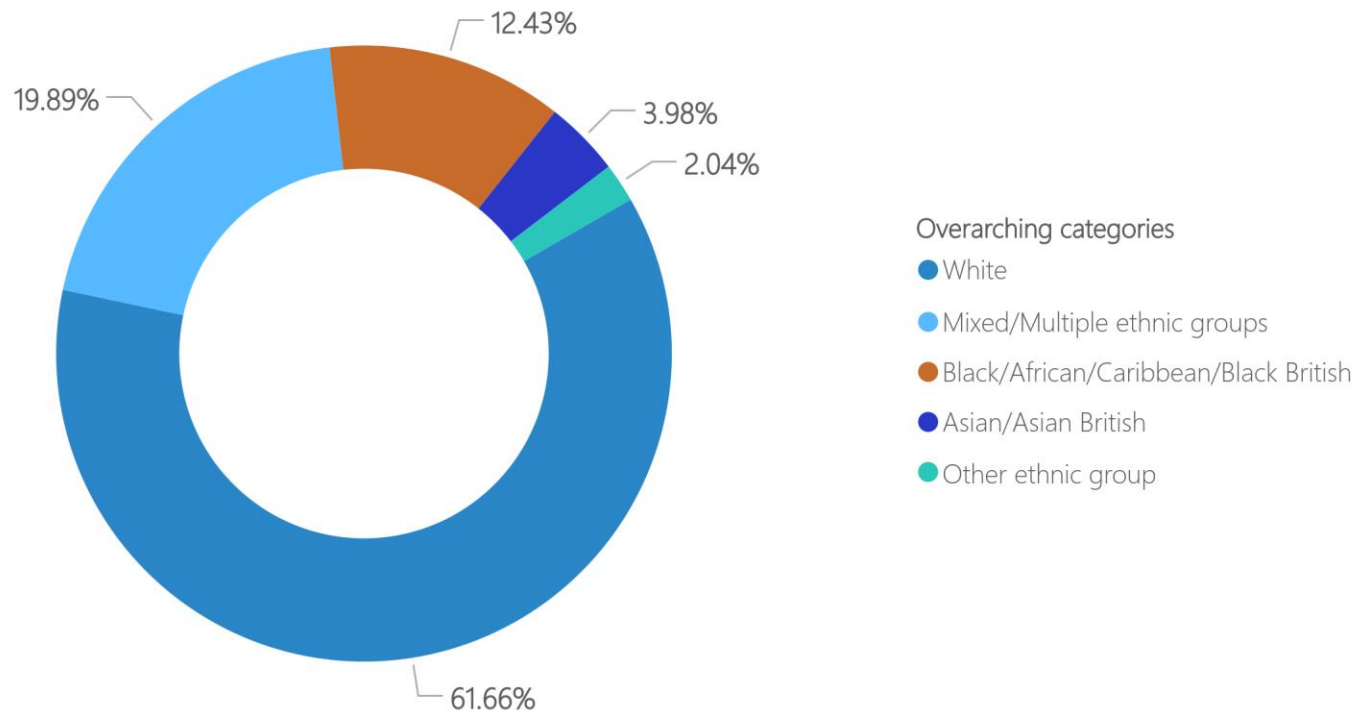
FAL Type	2024-25
Specialist Assessment	141
Therapy	1060
Total Applications in Year ₄	1189

Placement Type	2024-25
Domestic Adoption	877
Special Guardianship Order (SGO)	264
Inter Country Adoption	52
Total Applications in Year ₆	1189

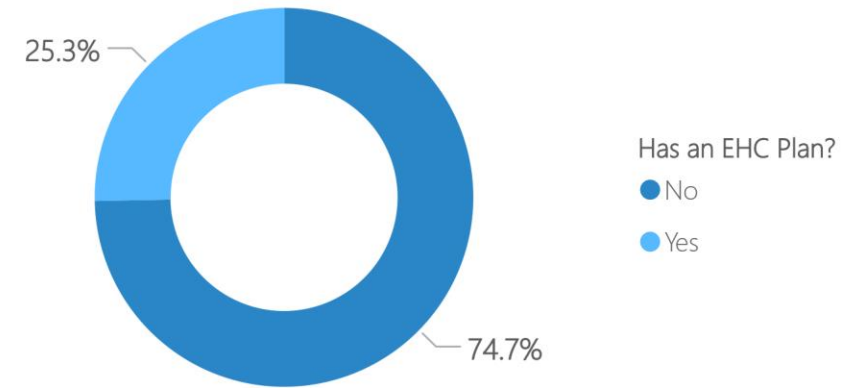
For explanations as to why individual figures and total may not align, please refer to the relevant footnote as indicated.

2024-25 Applications by Recipients' Demographics: Outer London

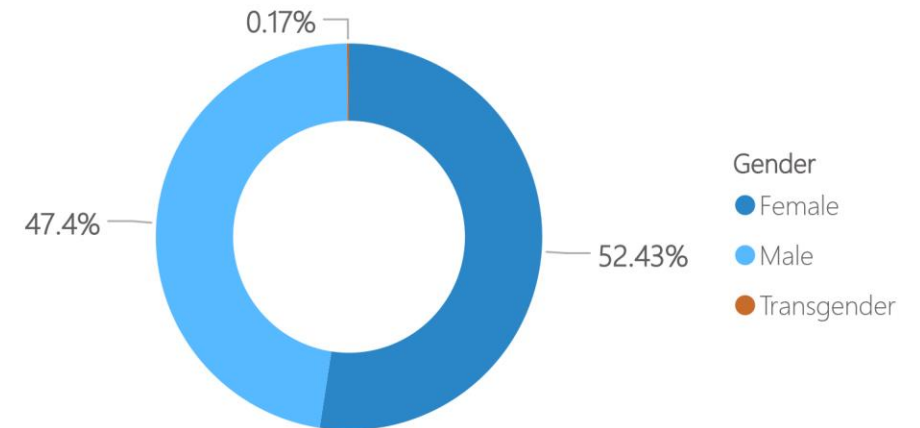
Percentage of recipients with approved applications by ethnicity



Percentage of recipients with approved applications with an EHC Plan



Percentage of recipients with approved applications by gender

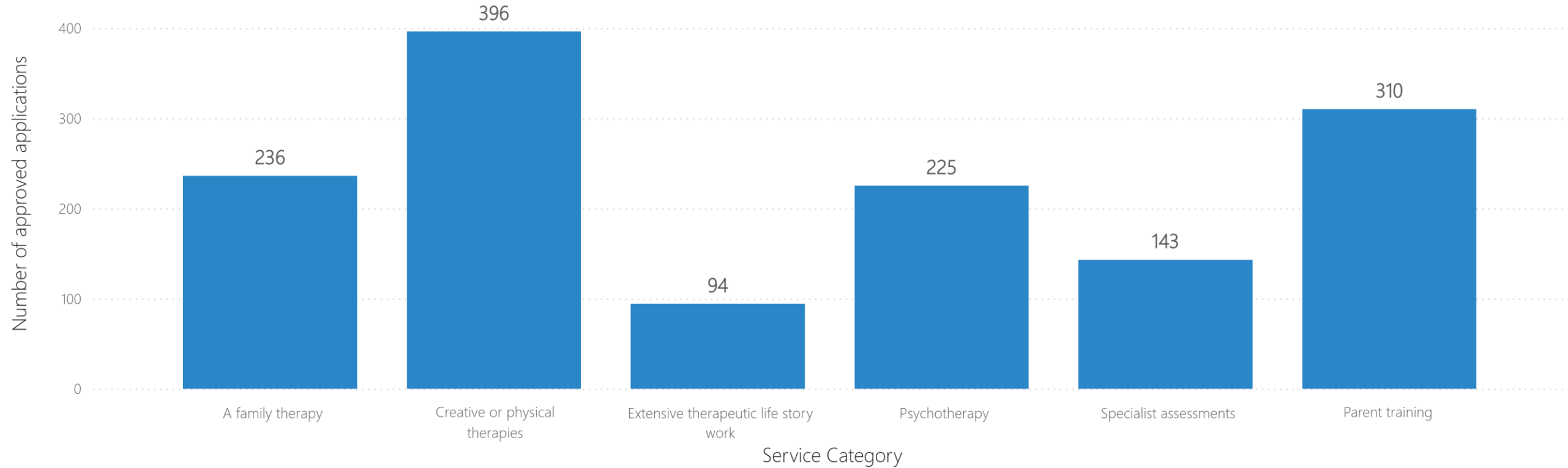


NB: Please note that percentages are rounded and so may not add up to exactly 100

2024-25 Applications by Service Category: Outer London

For explanations as to why individual figures and total may not align, please refer to the relevant footnote as indicated.

of approved applications by service category

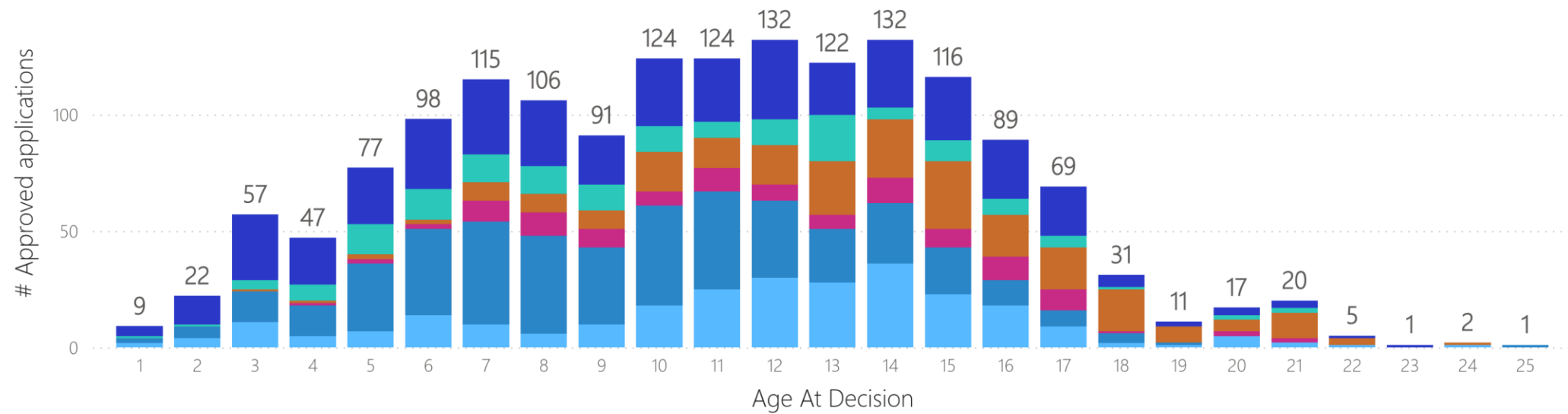


Service Category	Domestic Adoption	Inter Country Adoption	Special Guardianship Order (SGO)	Total Applications by Service Category ⁹
A family therapy	188	18	30	236
Creative or physical therapies	266	9	122	396
Extensive therapeutic life story work	62	2	30	94
Psychotherapy	162	9	54	225
Specialist assessments	116	3	24	143
Parent training	248	19	46	310
Total Applications by Placement Type³	877	52	264	

2024-25 Applications by Service Category and Age: Outer London

of approved applications by service category

- A family therapy
- Creative or physical therapies
- Extensive therapeutic life story work
- Psychotherapy
- Short breaks
- Specialist Assessments
- Parent Training



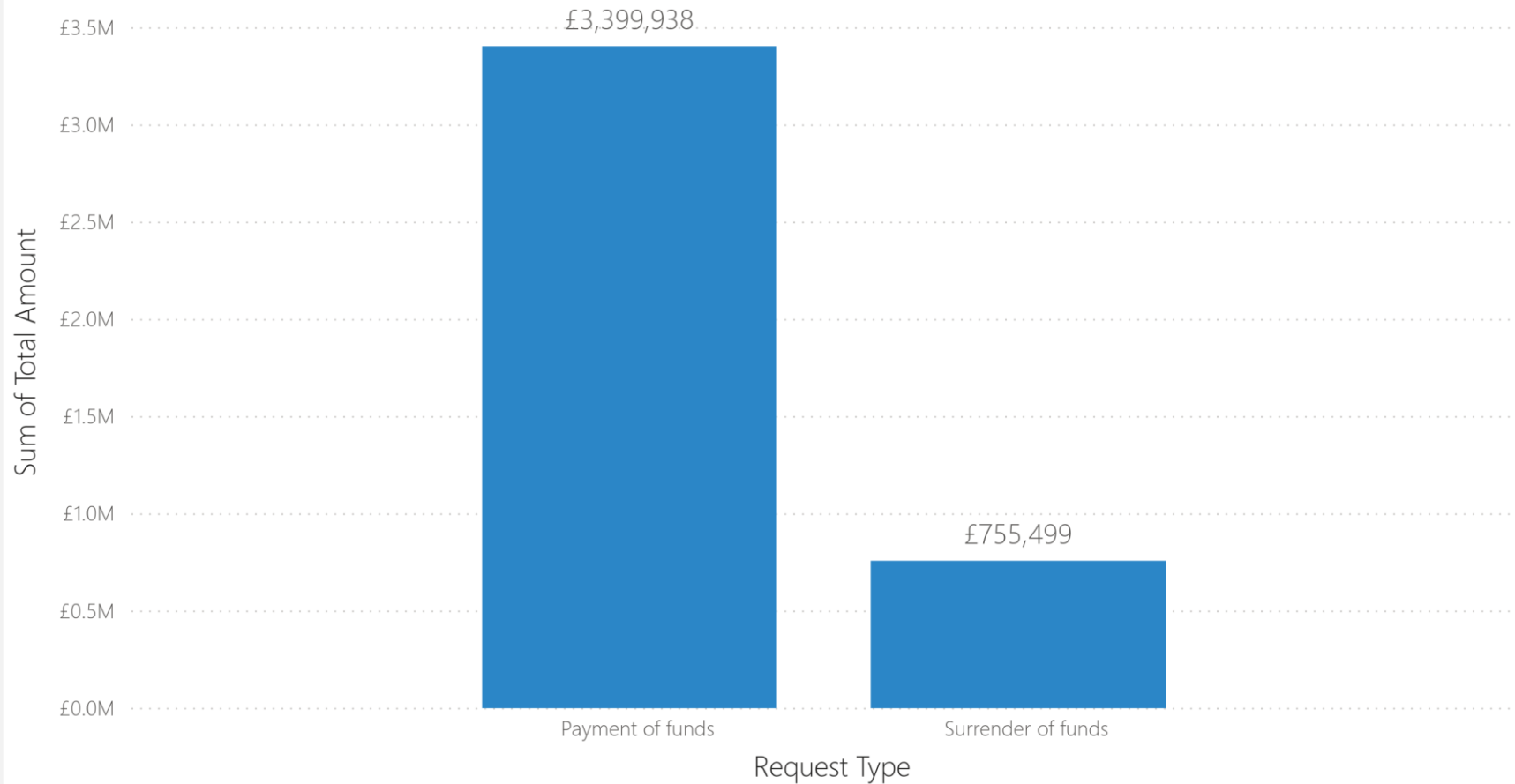
Age At Decision	A family therapy	Creative or physical	Extensive therapeutic life story work	Psychotherapy	Specialist assessments	Parent training
1	2	2			1	4
2	4	5			1	12
3	11	13		1	4	28
4	5	13	1	1	7	20
5	7	29	2	2	13	24
6	14	37	2	2	13	30
7	10	44	9	8	12	32
8	6	42	10	8	12	28
9	10	33	8	8	11	21
10	18	43	6	17	11	29
11	25	42	10	13	7	27
12	30	33	7	17	11	34

Age At Decision	A family therapy	Creative or physical	Extensive therapeutic life story work	Psychotherapy	Specialist assessments	Parent training
13	28	23	6	23	20	22
14	36	26	11	25	5	29
15	23	20	8	29	9	27
16	18	11	10	18	7	25
17	9	7	9	18	5	21
18	2	4	1	18	1	5
19	1	1		7		2
20	5		2	5	2	3
21	2		2	11	2	3
22	1			3		1
23						1
24	1			1		
25		1				

Funding (1 April 2024 - 31 March 2025): Outer London

Total Funding by Request Type

Request Date Financial Year ● 2024-2025



Request Type	2024-2025
Payment of funds	£3,399,938
Surrender of funds	£755,499
Total Funding in Year	£4,155,438

South East Data

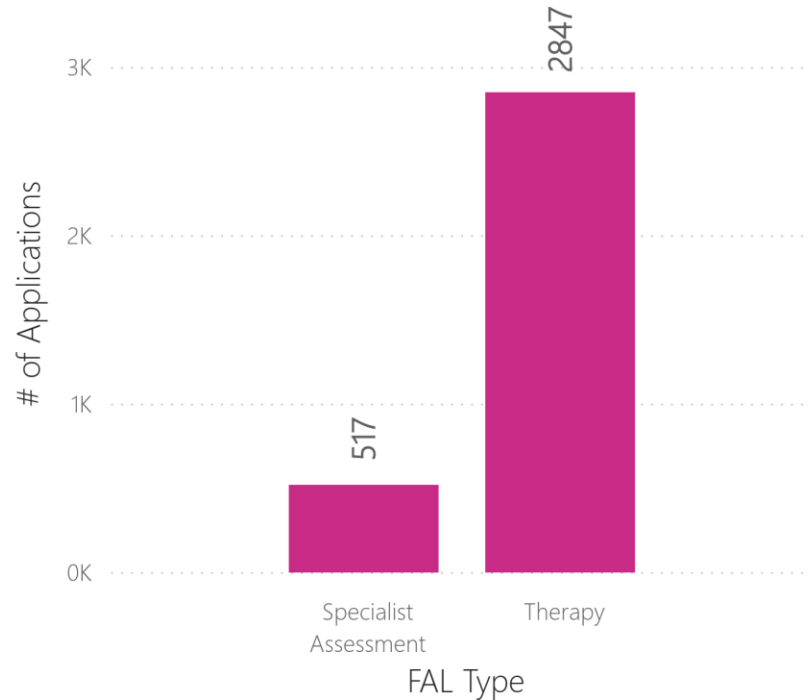
1 April 2024 - 31 March 2025



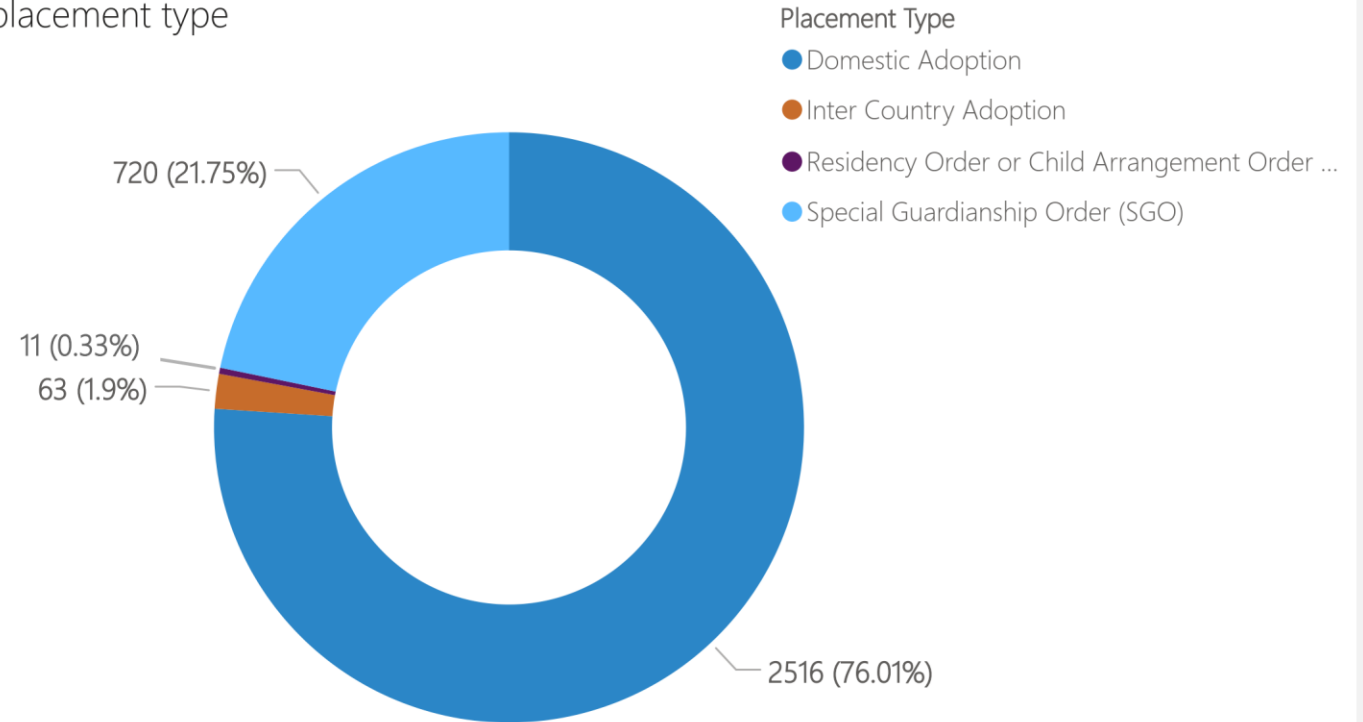
Approved Applications (1 April 2024 - 31 March 2025): South East

of applications by FAL type and financial year

Financial Year ● 2024-25



of applications by placement type



NB: Please note that percentages are rounded and so may not add up to exactly 100

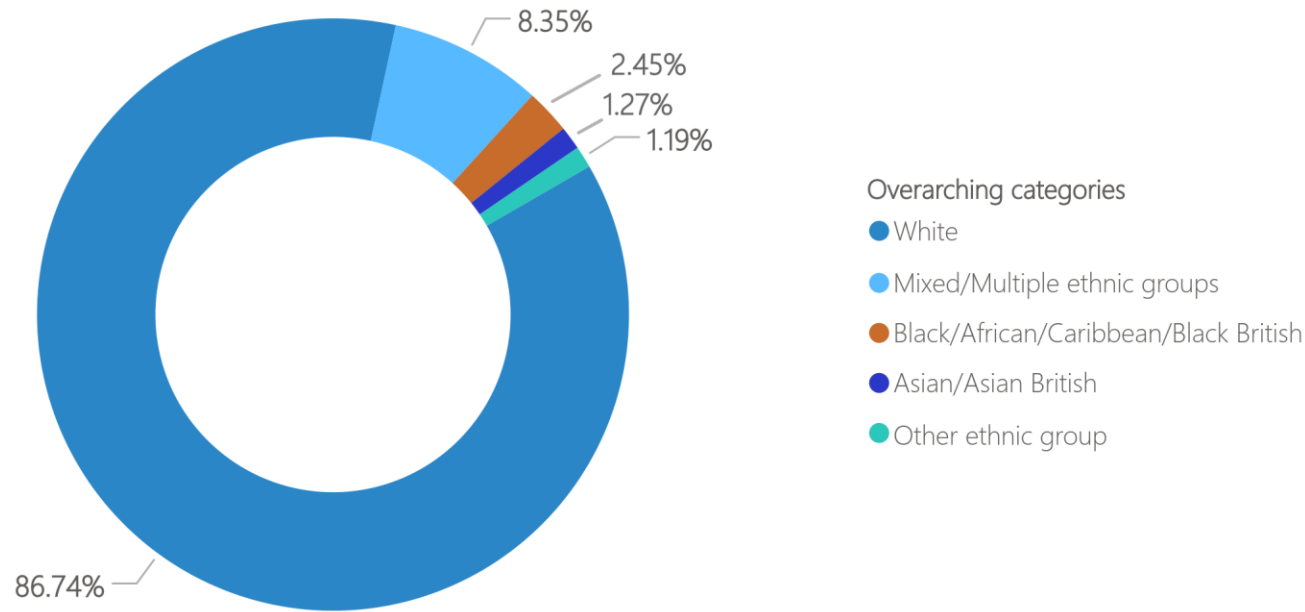
FAL Type	2024-25
Specialist Assessment	517
Therapy	2847
Total Applications in Year ⁴	3303

Placement Type	2024-25
Domestic Adoption	2516
Special Guardianship Order (SGO)	720
Inter Country Adoption	63
Residency Order or Child Arrangement Order (RO/CAO)	11
Total Applications in Year ⁶	3303

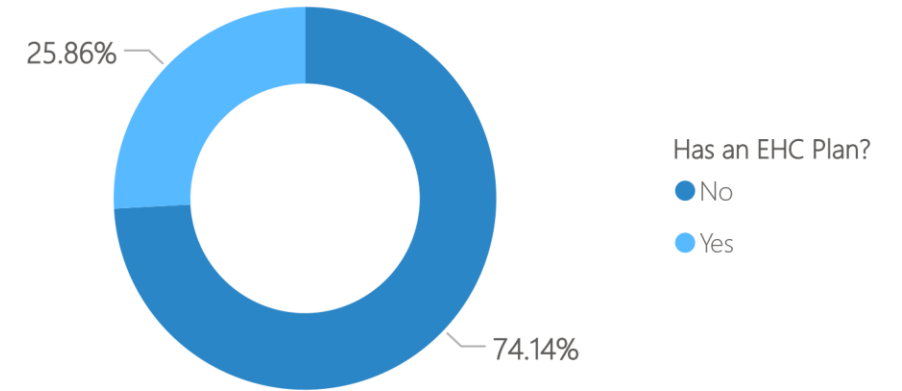
For explanations as to why individual figures and total may not align, please refer to the relevant footnote as indicated.

2024-25 Applications by Recipients' Demographics: South East

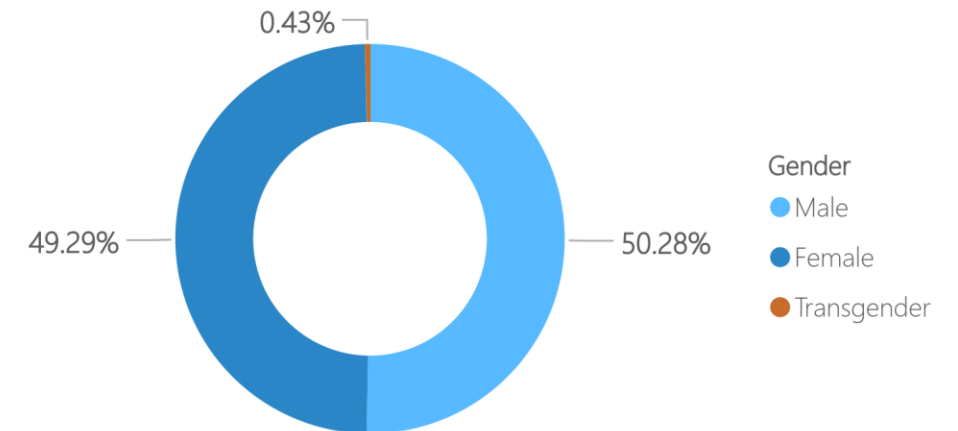
Percentage of recipients with approved applications by ethnicity



Percentage of recipients with approved applications with an EHC Plan



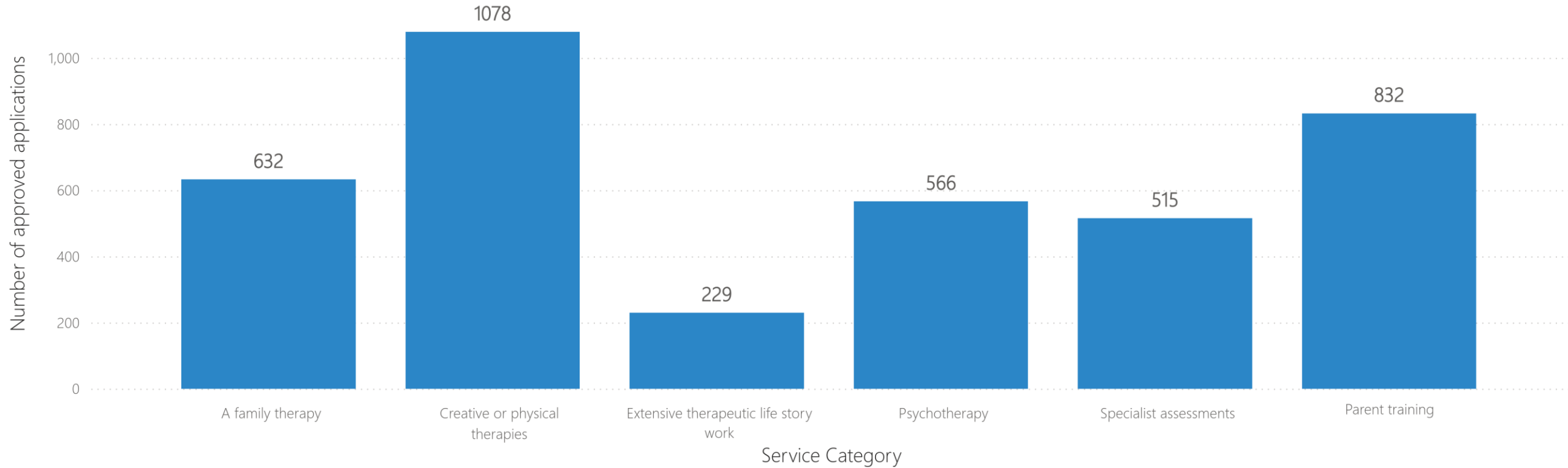
Percentage of recipients with approved applications by gender



2024-25 Applications by Service Category: South East

For explanations as to why individual figures and total may not align, please refer to the relevant footnote as indicated.

of approved applications by service category

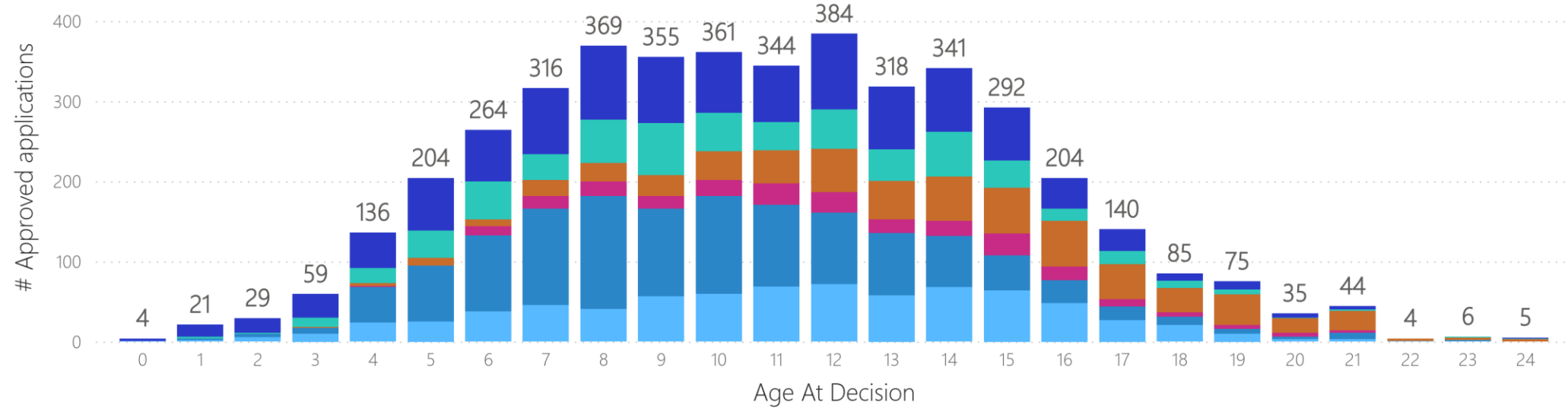


Service Category	Domestic Adoption	Inter Country Adoption	Residency Order or Child Arrangement Order (RO/CAO)	Special Guardianship Order (SGO)	Total Applications by Service Category
A family therapy	493	10	1	129	632
Creative or physical therapies	818	19	3	242	1078
Extensive therapeutic life story work	157	3	1	68	229
Psychotherapy	412	24	2	128	566
Specialist assessments	365	9	2	139	515
Parent training	685	12	2	135	832
Total Applications by Placement Type	2516	63	11	720	

2024-25 Applications by Service Category and Age: South East

of approved applications by service category

- A family therapy
- Creative or physical therapies
- Extensive therapeutic life story work
- Psychotherapy
- Short breaks
- Specialist Assessments
- Parent Training



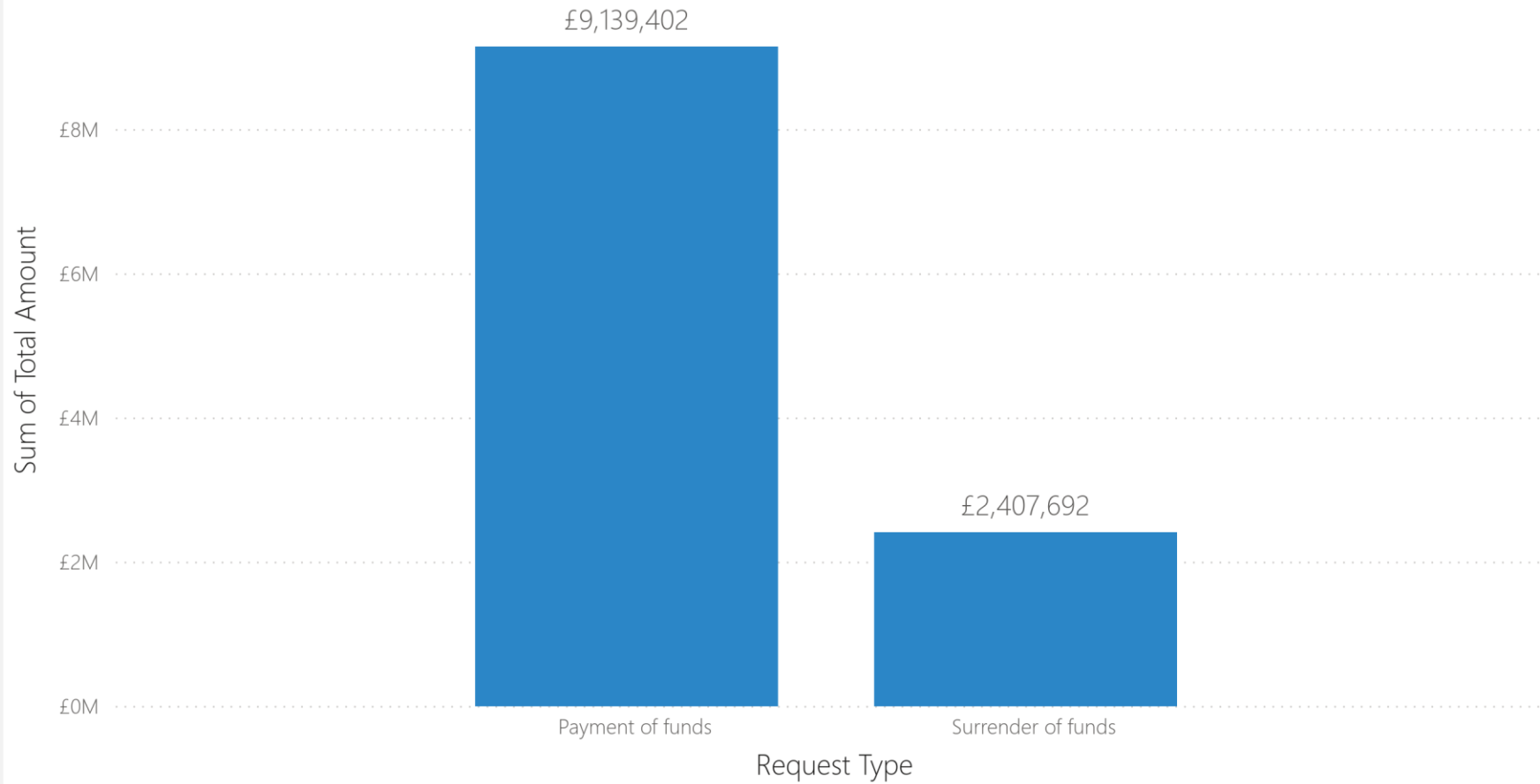
Age At Decision	A family therapy	Creative or physical	Extensive therapeutic life story work	Psychotherapy	Specialist assessments	Parent training
0	1					3
1	2	2			2	15
2	6	4			1	18
3	10	7		1	12	29
4	24	44	1	4	19	44
5	25	70		10	34	65
6	38	95	11	9	47	64
7	46	120	16	20	32	82
8	41	141	18	23	54	92
9	57	109	16	26	65	82
10	60	122	20	36	48	75
11	69	102	27	41	35	70
12	72	89	26	54	49	94

Age At Decision	A family therapy	Creative or physical	Extensive therapeutic life story work	Psychotherapy	Specialist assessments	Parent training
13	58	78	17	48	39	78
14	68	64	19	55	56	79
15	64	44	27	57	34	66
16	48	29	17	57	15	38
17	27	17	9	44	16	27
18	21	10	6	30	9	9
19	10	6	5	38	6	10
20	3	3	5	18	1	5
21	3	8	3	24	2	4
22	1			3		
23	1	1		3	1	
24				3	1	1

Funding (1 April 2024 - 31 March 2025): South East

Total Funding by Request Type

Request Date Financial Year ● 2024-2025



Request Type ¹²	2024-2025
Payment of funds	£9,139,402
Surrender of funds	£2,407,692
Total Funding in Year	£11,547,093

South West Data

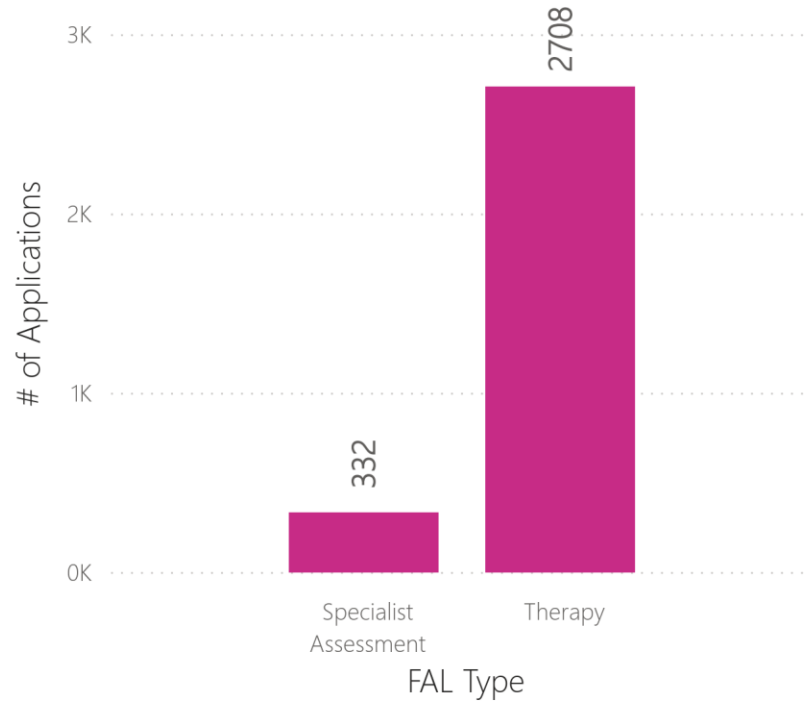
1 April 2024 - 31 March 2025



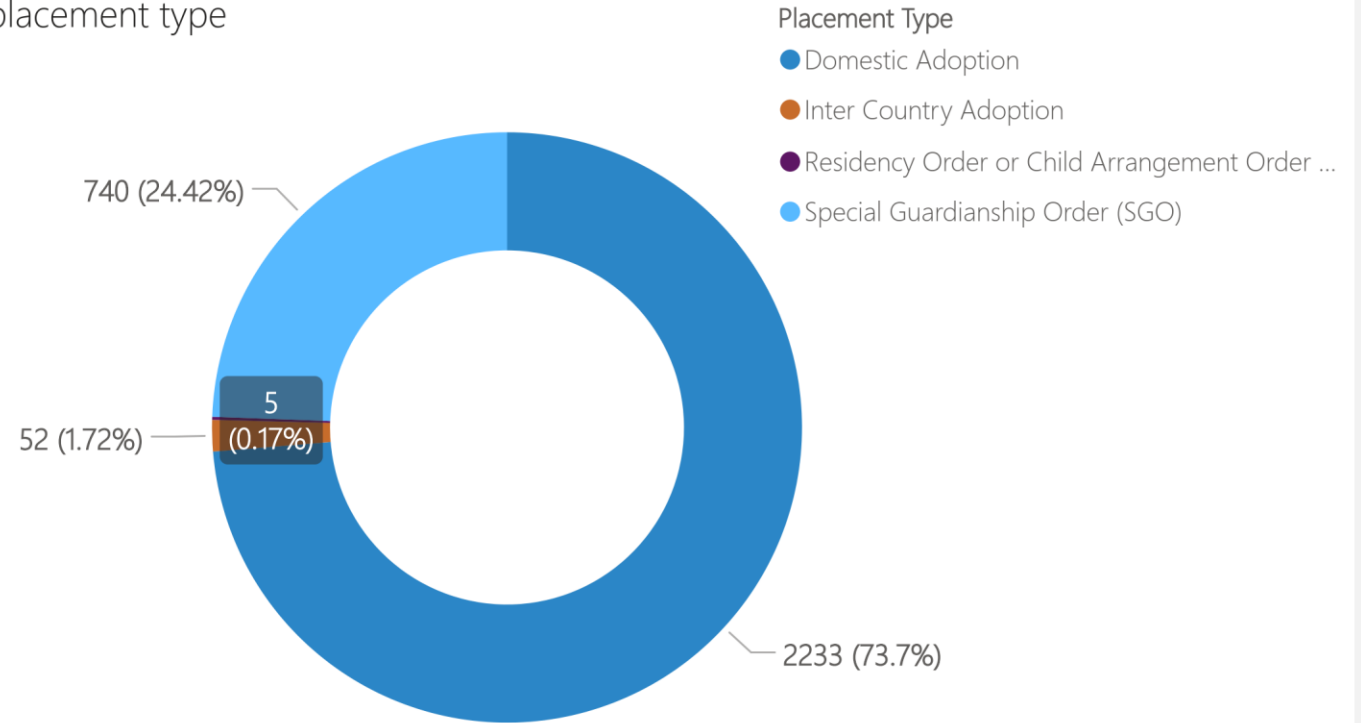
Approved Applications (1 April 2024 - 31 March 2025): South West

of applications by FAL type and financial year

Financial Year ● 2024-25



of applications by placement type



NB: Please note that percentages are rounded and so may not add up to exactly 100

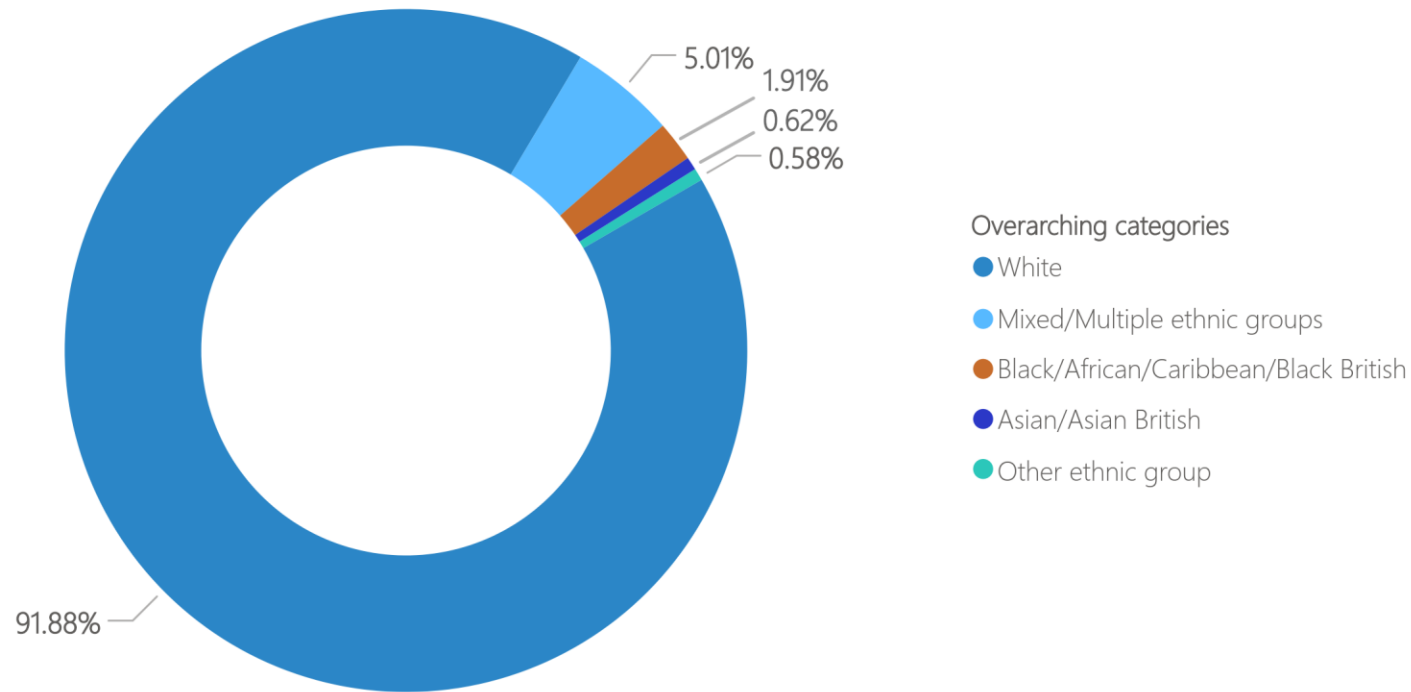
FAL Type	2024-25
Specialist Assessment	332
Therapy	2708
Total Applications in Year ⁴	3028

Placement Type	2024-25
Domestic Adoption	2233
Special Guardianship Order (SGO)	740
Inter Country Adoption	52
Residency Order or Child Arrangement Order (RO/CAO)	5
Total Applications in Year ⁶	3028

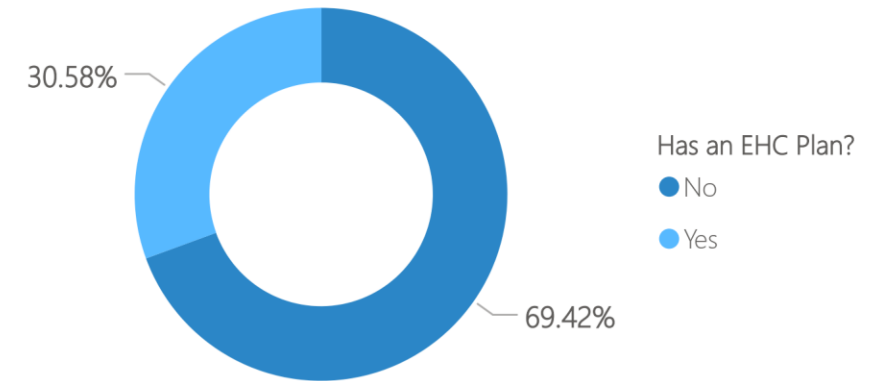
For explanations as to why individual figures and total may not align, please refer to the relevant footnote as indicated.

2024-25 Applications by Recipients' Demographics: South West

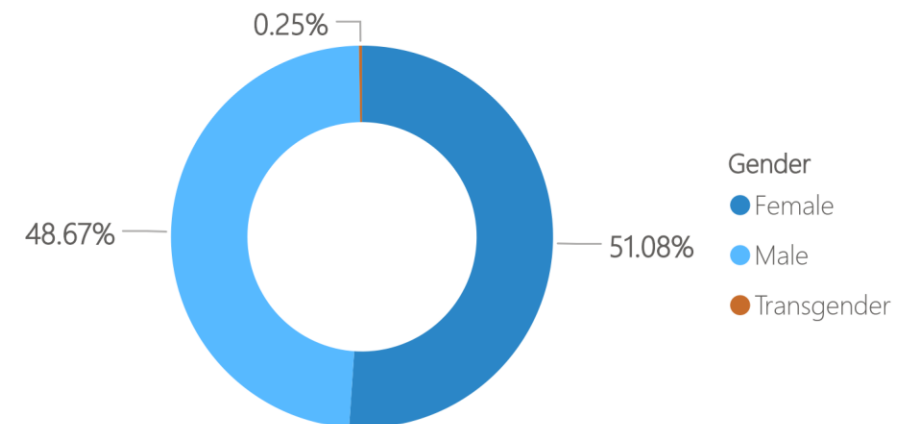
Percentage of recipients with approved applications by ethnicity



Percentage of recipients with approved applications with an EHC Plan



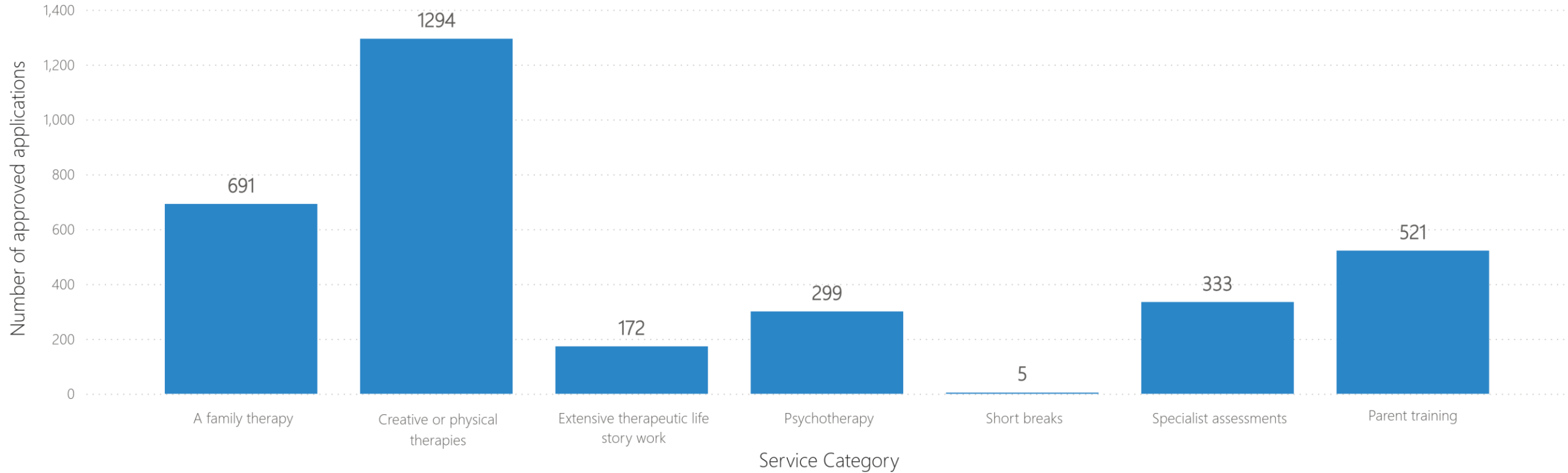
Percentage of recipients with approved applications by gender



2024-25 Applications by Service Category: South West

For explanations as to why individual figures and total may not align, please refer to the relevant footnote as indicated.

of approved applications by service category

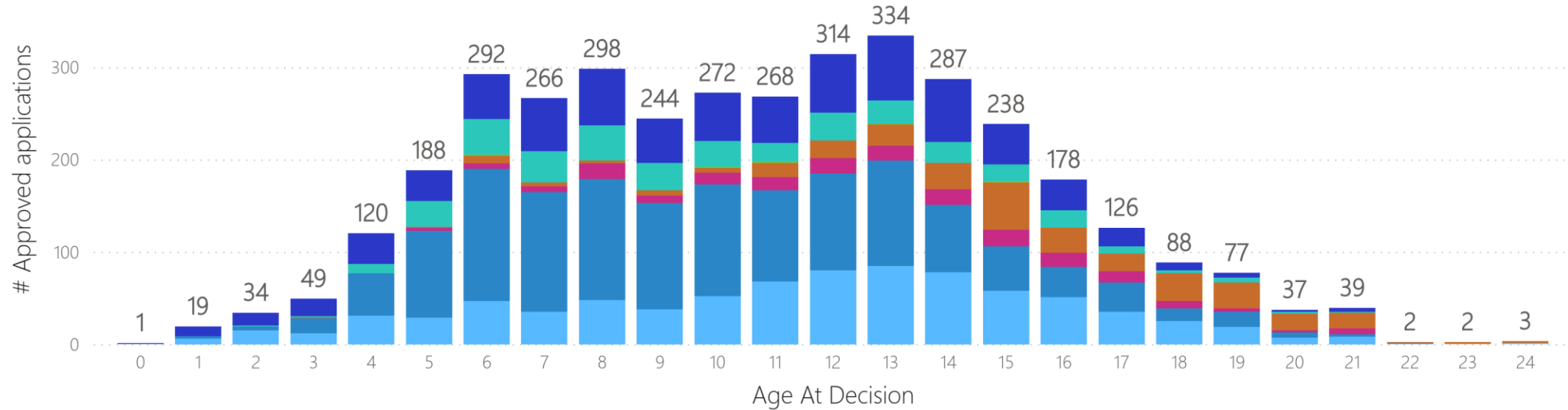


Service Category	Domestic Adoption	Inter Country Adoption	Residency Order or Child Arrangement Order (RO/CAO)	Special Guardianship Order (SGO)	Total Applications by Service Category
A family therapy	579	19	1	93	691
Creative or physical therapies	854	14	2	425	1294
Extensive therapeutic life story work	120	4		48	172
Psychotherapy	222	12	1	64	299
Short breaks	3			2	5
Specialist assessments	271	3		59	333
Parent training	409	8	1	103	521
Total Applications by Placement Type ³	2233	52	5	740	

2024-25 Applications by Service Category and Age: South West

of approved applications by service category

- A family therapy
- Creative or physical therapies
- Extensive therapeutic life story work
- Psychotherapy
- Short breaks
- Specialist Assessments
- Parent Training



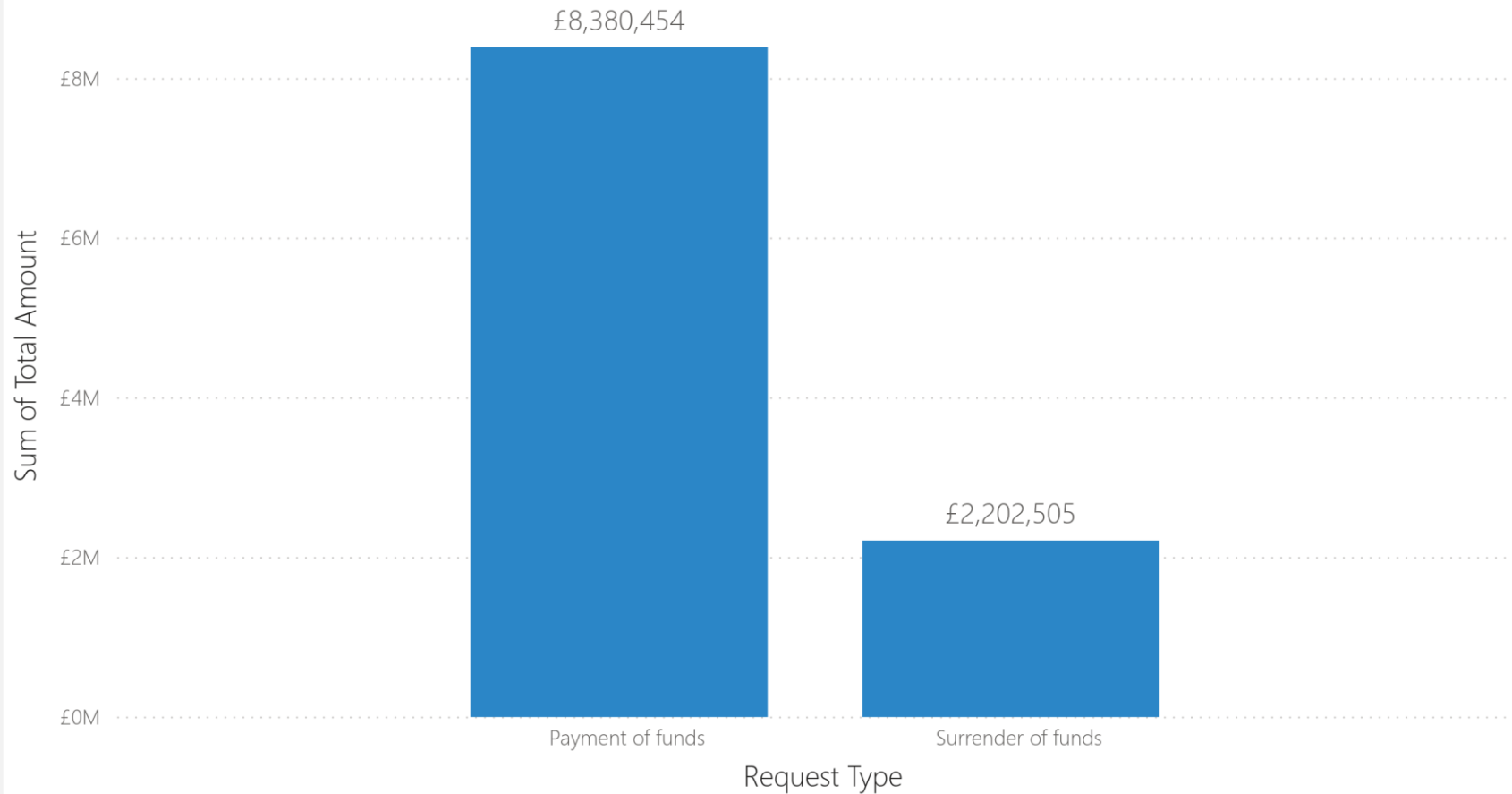
Age At Decision	A family therapy	Creative or physical	Extensive therapeutic life story work	Psychotherapy	Short breaks	Specialist assessments	Parent training
0							1
1	6	3					10
2	15	4				1	14
3	12	16		1		1	19
4	31	46				10	33
5	29	94	3	1		28	33
6	47	143	6	8	1	39	48
7	35	130	6	4		34	57
8	48	131	17	3		38	61
9	38	115	8	6		29	48
10	52	121	13	5	1	28	52
11	68	99	14	15	1	21	50
12	80	105	17	19		30	63

Age At Decision	A family therapy	Creative or physical	Extensive therapeutic life story work	Psychotherapy	Short breaks	Specialist assessments	Parent training
13	85	114	16	23	1	25	70
14	78	73	17	28		23	68
15	58	48	18	51	1	19	43
16	51	33	15	27		19	33
17	35	32	12	19		8	20
18	25	14	8	30		3	8
19	19	16	4	28		5	5
20	7	6	2	18		2	2
21	8	3	6	17		1	4
22		1		1			
23				2			
24	1			2			

Funding (1 April 2024 - 31 March 2025): South West

Total Funding by Request Type

Request Date Financial Year ● 2024-2025



Request Type ¹²	2024-2025
Payment of funds	£8,380,454
Surrender of funds	£2,202,505
Total Funding in Year	£10,582,959

West Midlands Data

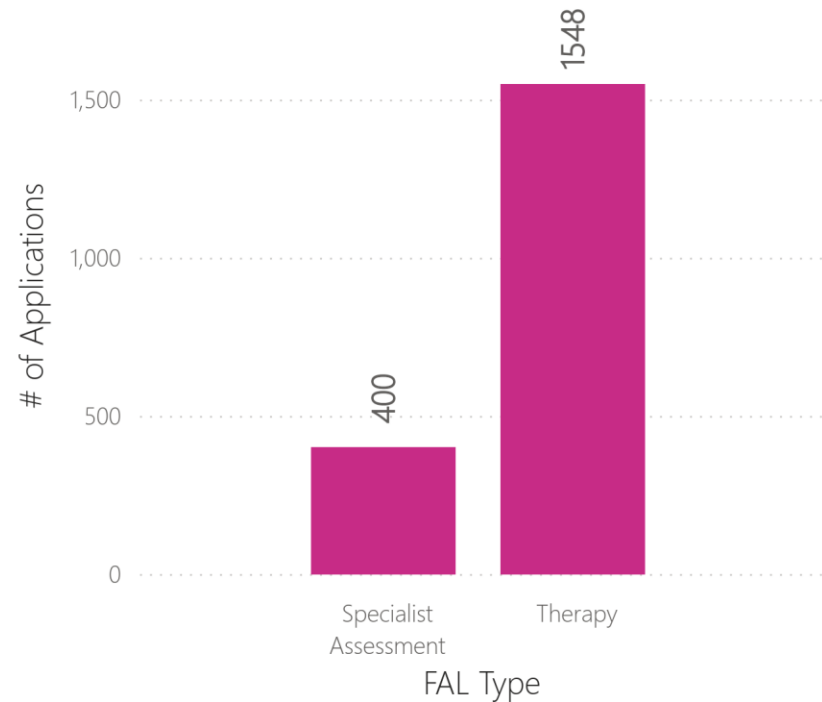
1 April 2024 - 31 March 2025



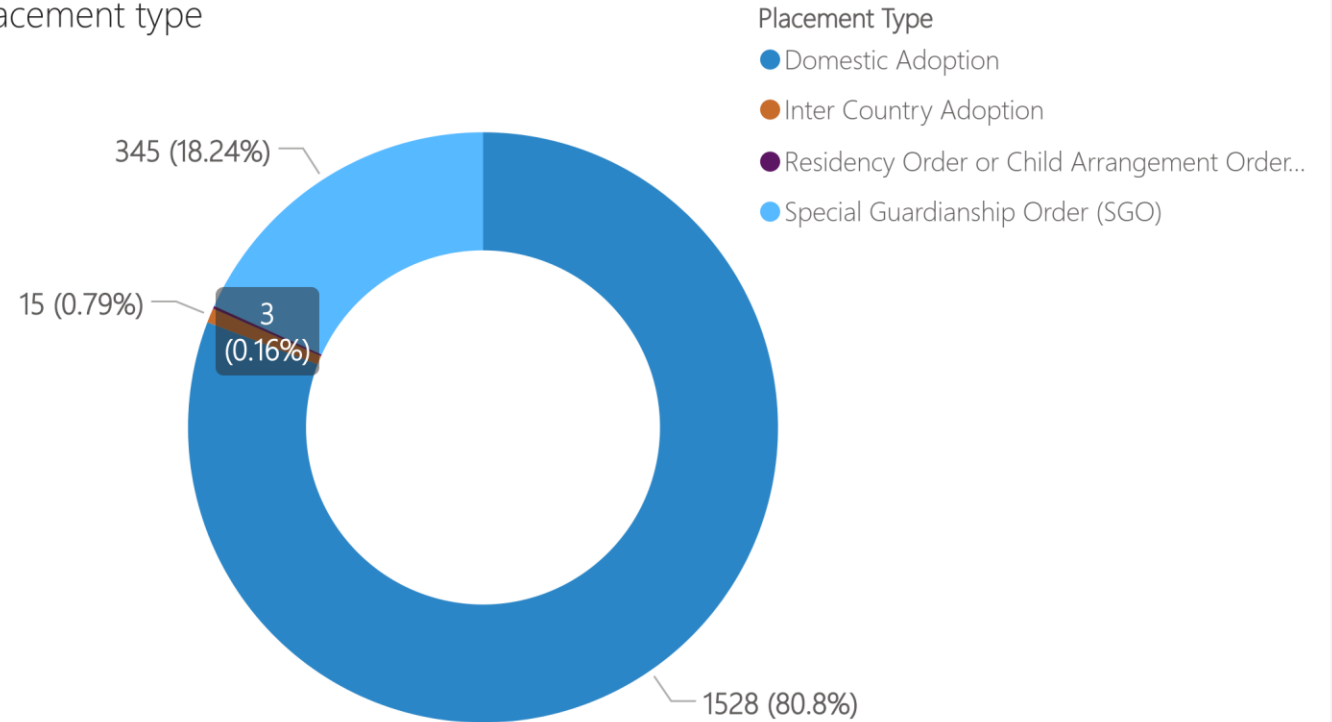
Approved Applications (1 April 2024 - 31 March 2025): West Midlands

of applications by FAL type and financial year

Financial Year ● 2024-25



of applications by placement type



NB: Please note that percentages are rounded and so may not add up to exactly 100

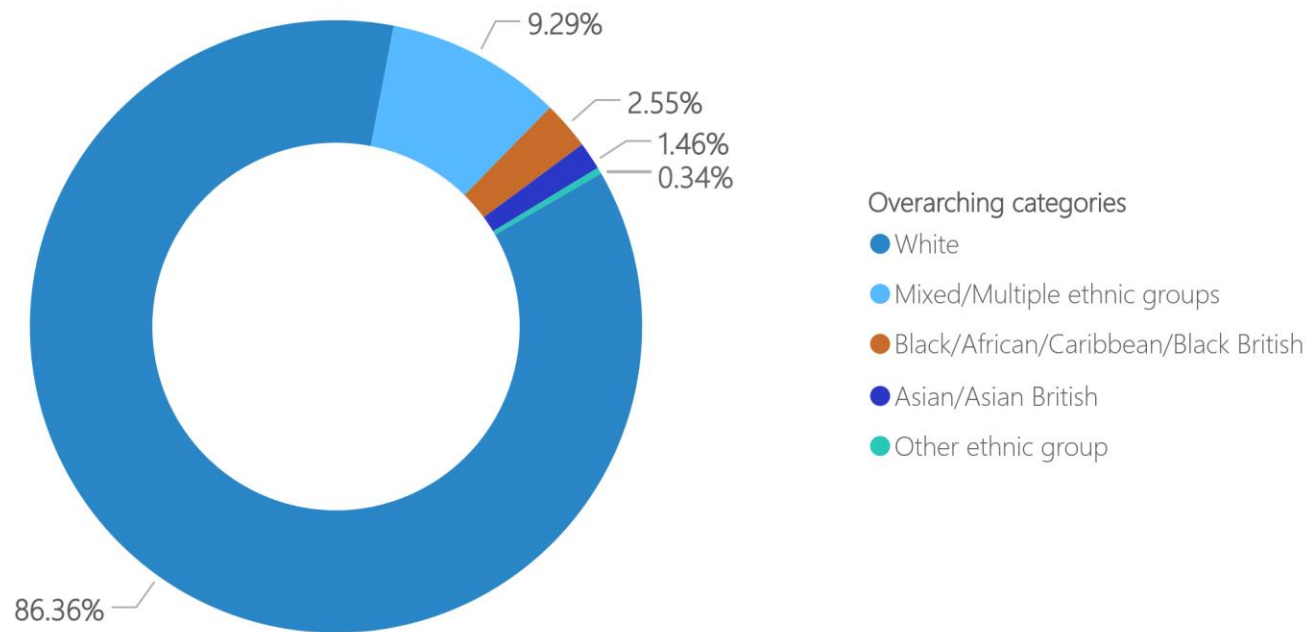
FAL Type	2024-25
Specialist Assessment	400
Therapy	1548
Total Applications in Year ⁴	1891

Placement Type	2024-25
Domestic Adoption	1528
Special Guardianship Order (SGO)	345
Inter Country Adoption	15
Residency Order or Child Arrangement Order (RO/CAO)	3
Total Applications in Year ⁶	1891

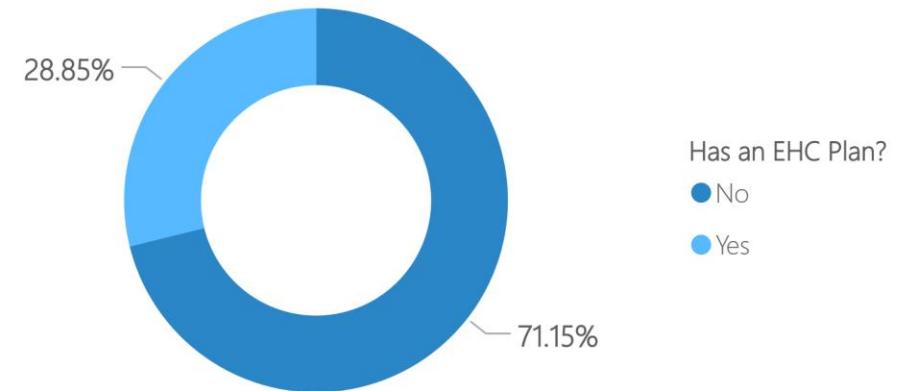
For explanations as to why individual figures and total may not align, please refer to the relevant footnote as indicated.

2024-25 Applications by Recipients' Demographics: West Midlands

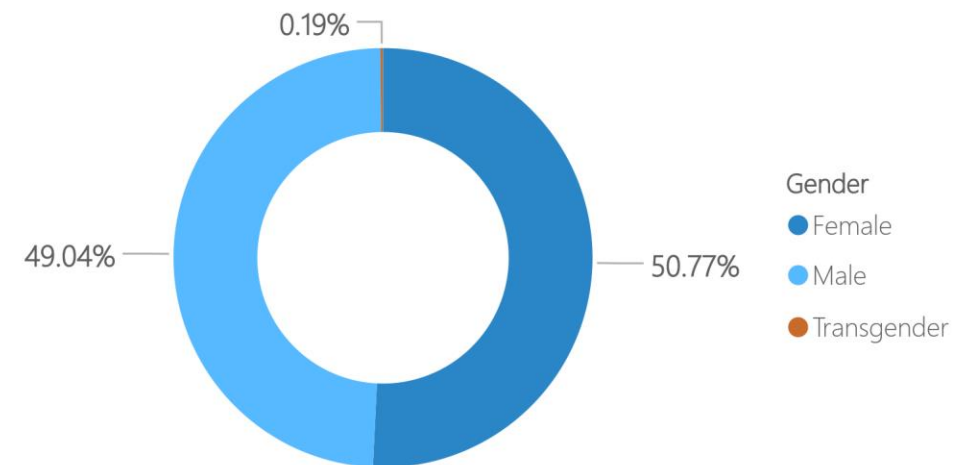
Percentage of recipients with approved applications by ethnicity



Percentage of recipients with approved applications with an EHC Plan



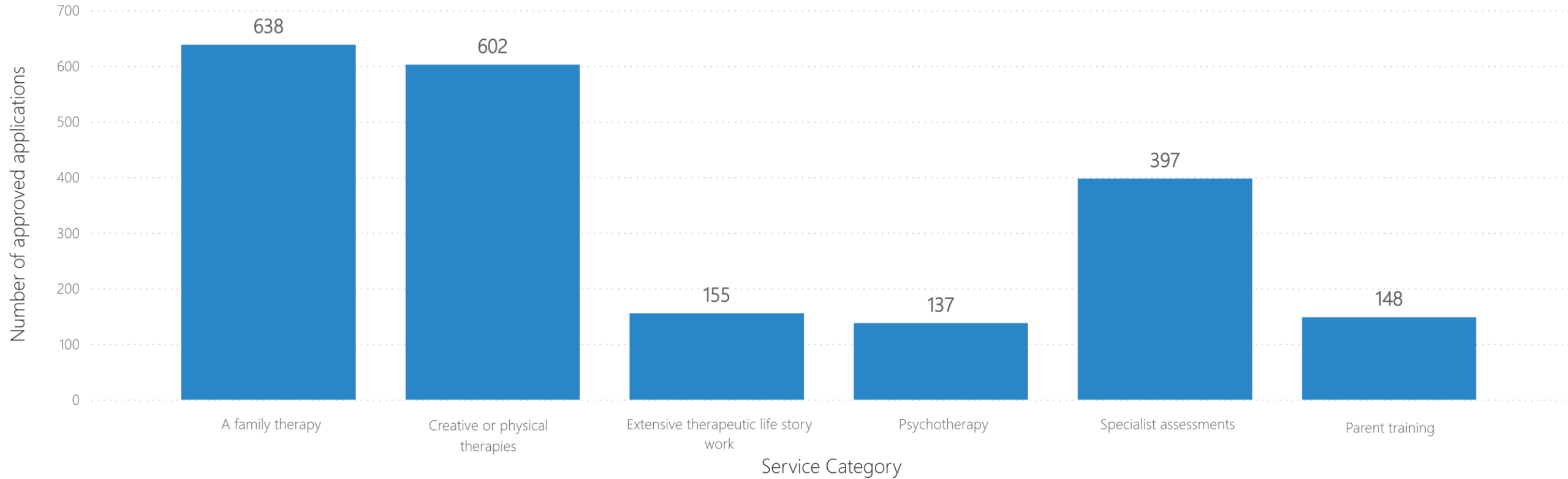
Percentage of recipients with approved applications by gender



2024-25 Applications by Service Category: West Midlands

For explanations as to why individual figures and total may not align, please refer to the relevant footnote as indicated.

of approved applications by service category

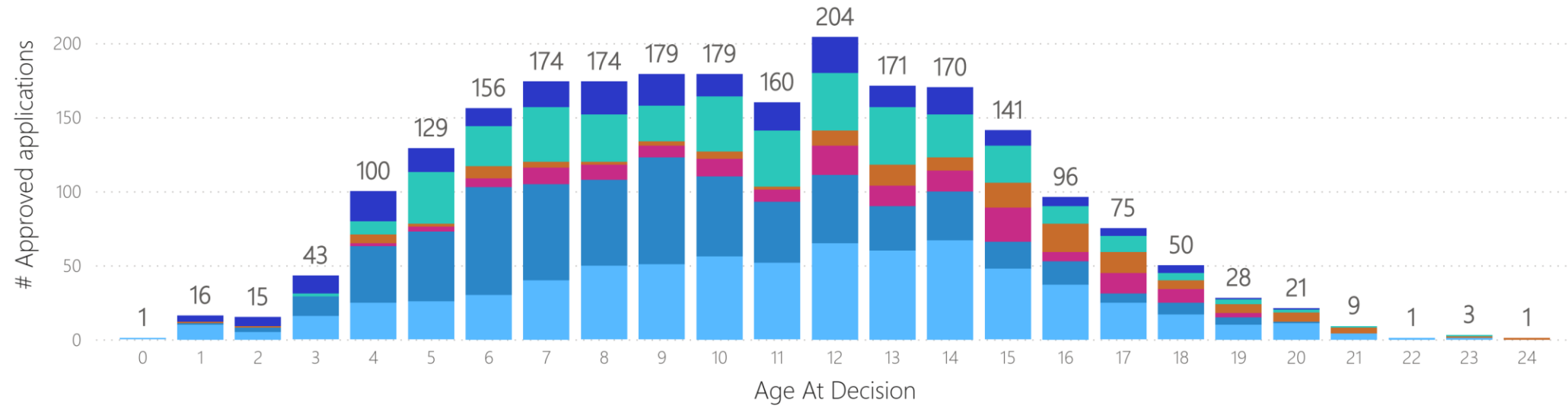


Service Category	Domestic Adoption	Inter Country Adoption	Residency Order or Child Arrangement Order (RO/CAO)	Special Guardianship Order (SGO)	Total Applications by Service Category
A family therapy	531	7		100	638
Creative or physical therapies	532	2	1	67	602
Extensive therapeutic life story work	103	2	1	49	155
Psychotherapy	118			19	137
Specialist assessments	283	5	1	108	397
Parent training	123			25	148
Total Applications by Placement Type	1528	15	3	345	

2024-25 Applications by Service Category and Age: West Midlands

of approved applications by service category

- A family therapy
- Creative or physical therapies
- Extensive therapeutic life story work
- Psychotherapy
- Short breaks
- Specialist Assessments
- Parent Training



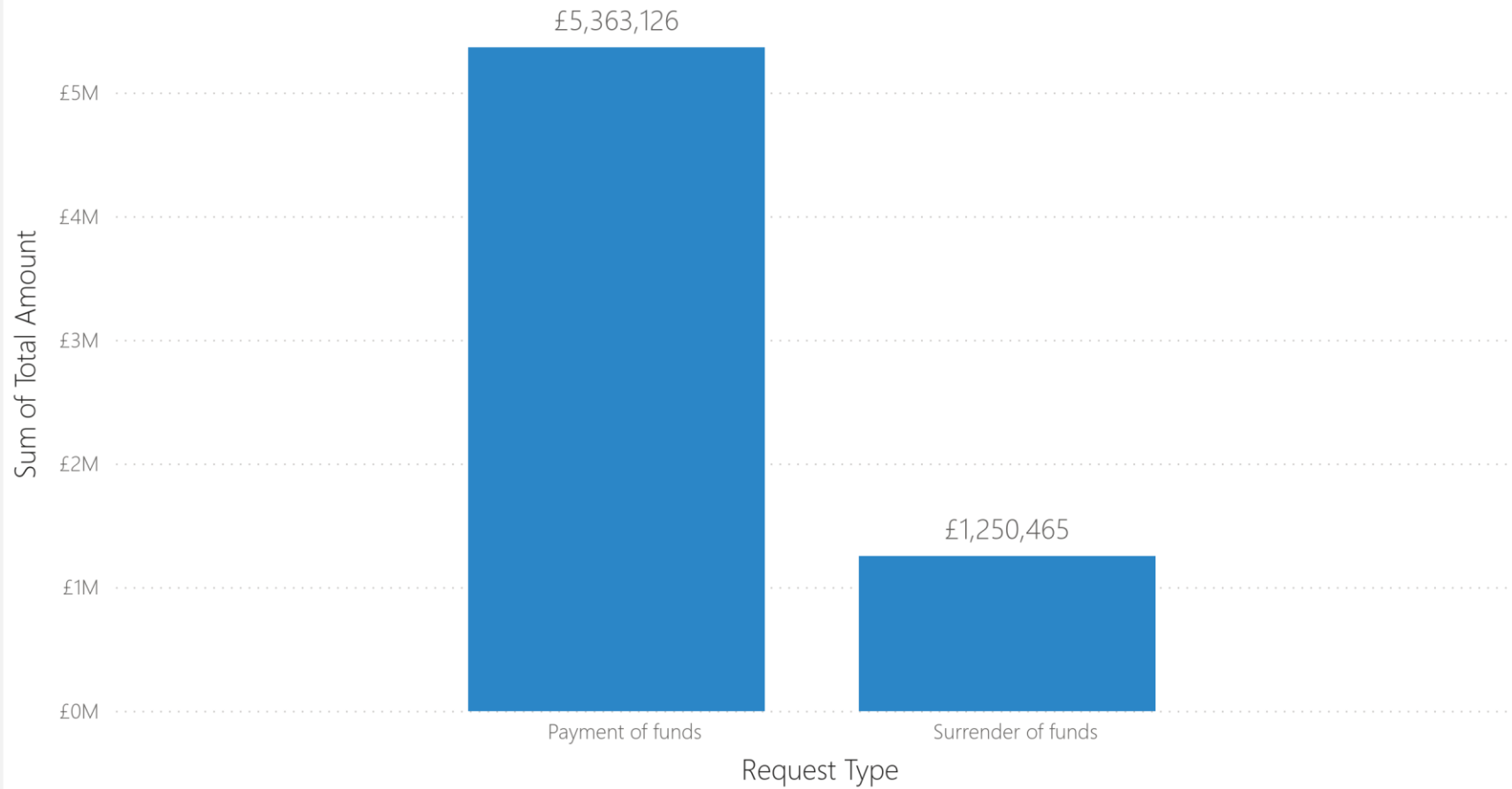
Age At Decision	A family therapy	Creative or physical	Extensive therapeutic life story work	Psychotherapy	Specialist assessments	Parent training
0	1					
1	10	1		1		4
2	5	3		1		6
3	16	13			2	12
4	25	38	2	6	9	20
5	26	47	3	2	35	16
6	30	73	6	8	27	12
7	40	65	11	4	37	17
8	50	58	10	2	32	22
9	51	72	8	3	24	21
10	56	54	12	5	37	15
11	52	41	8	2	38	19
12	65	46	20	10	39	24

Age At Decision	A family therapy	Creative or physical	Extensive therapeutic life story work	Psychotherapy	Specialist assessments	Parent training
13	60	30	14	14	39	14
14	67	33	14	9	29	18
15	48	18	23	17	25	10
16	37	16	6	19	12	6
17	25	6	14	14	11	5
18	17	8	9	6	5	5
19	10	5	3	6	3	1
20	11	1		6	2	1
21	4			4	1	
22	1					
23	1			1	1	
24				1		

Funding (1 April 2024 - 31 March 2025): West Midlands

Total Funding by Request Type

Request Date Financial Year ● 2024-2025



Request Type	2024-2025
Payment of funds	£5,363,126
Surrender of funds	£1,250,465
Total Funding in Year	£6,613,592

Yorkshire and the Humber Data

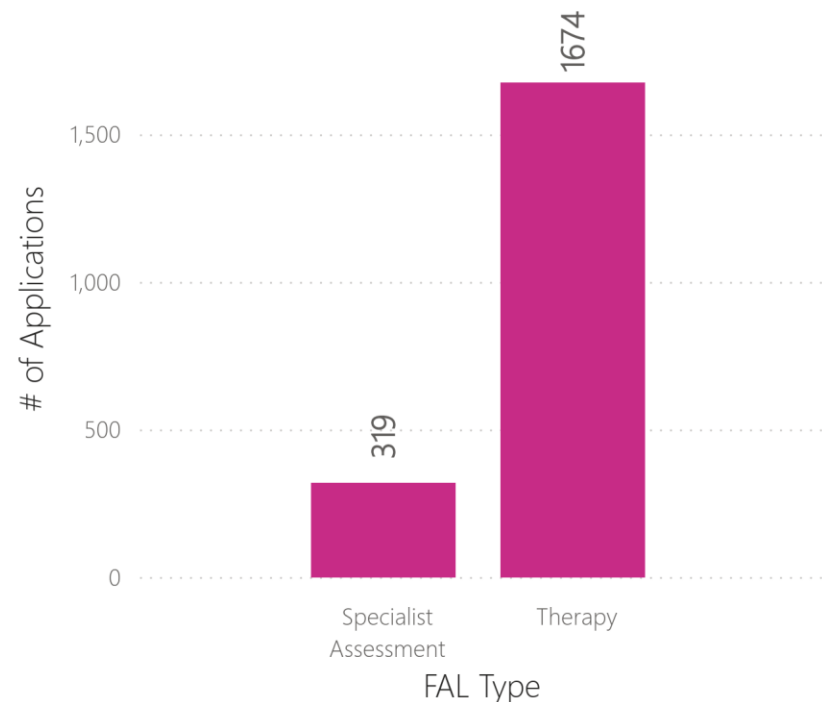
1 April 2024 - 31 March 2025



Approved Applications (1 April 2024 - 31 March 2025): Yorkshire and the Humber

of applications by FAL type and financial year

Financial Year ● 2024-25

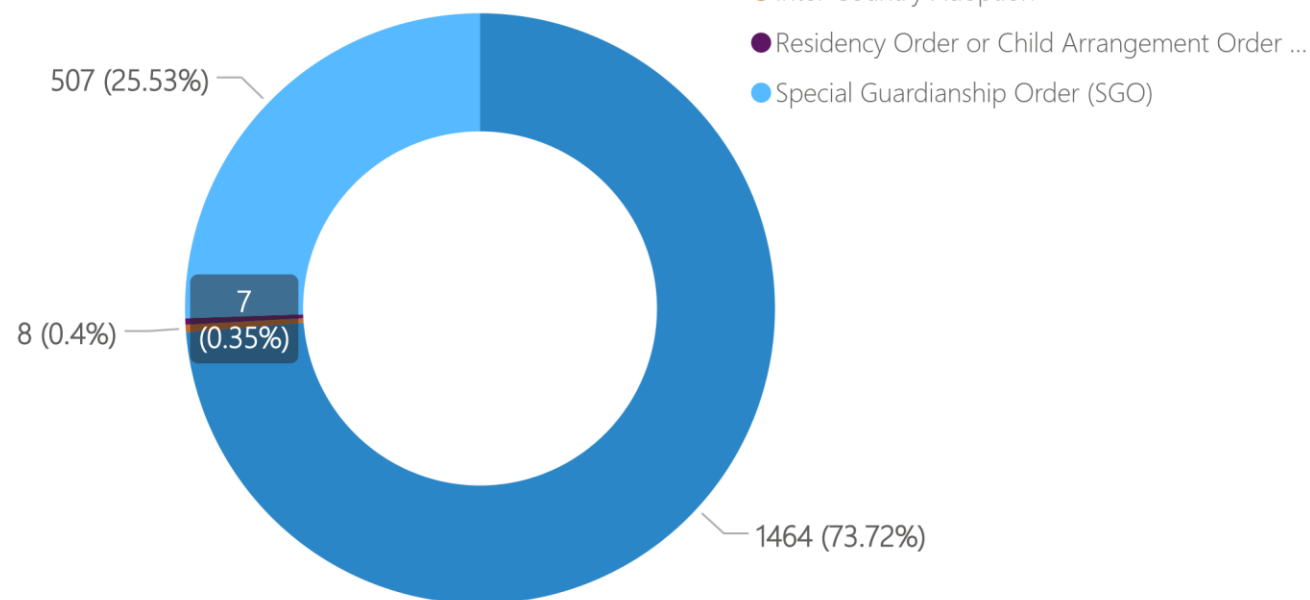


FAL Type	2024-25
Specialist Assessment	319
Therapy	1674
Total Applications in Year ₄	1985

of applications by placement type

Placement Type

- Domestic Adoption
- Inter Country Adoption
- Residency Order or Child Arrangement Order ...
- Special Guardianship Order (SGO)



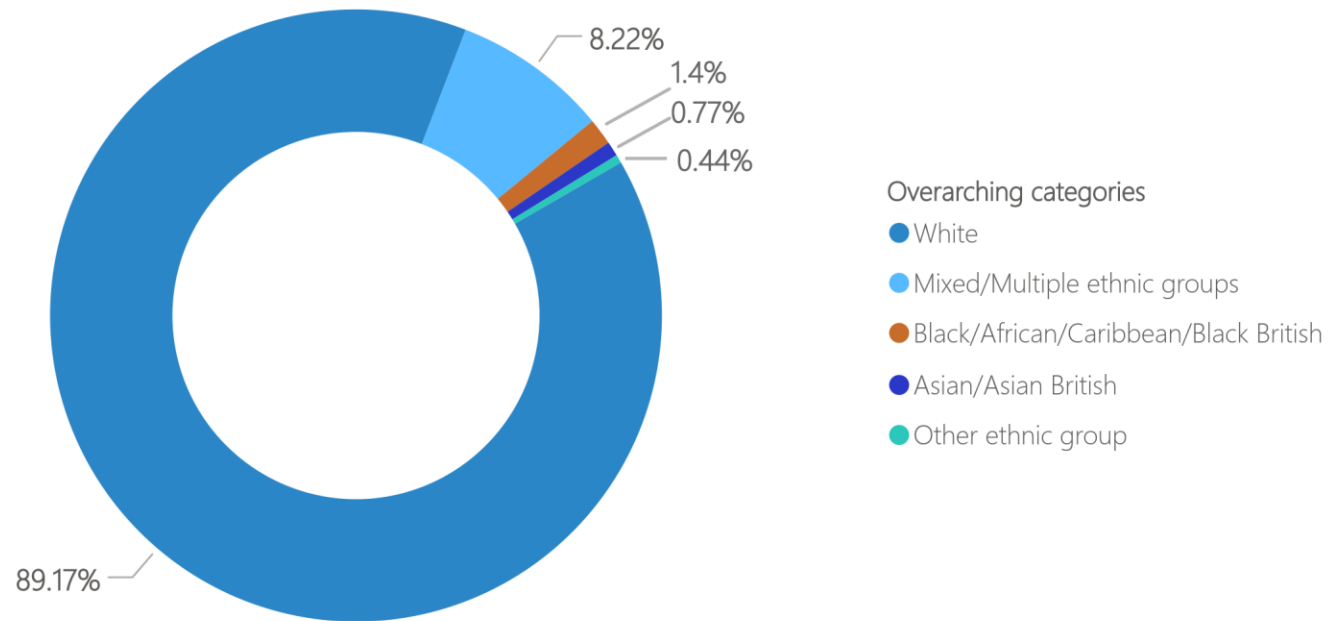
NB: Please note that percentages are rounded and so may not add up to exactly 100

Placement Type	2024-25
Domestic Adoption	1464
Special Guardianship Order (SGO)	507
Inter Country Adoption	8
Residency Order or Child Arrangement Order (RO/CAO)	7
Total Applications in Year ₆	1985

For explanations as to why individual figures and total may not align, please refer to the relevant footnote as indicated.

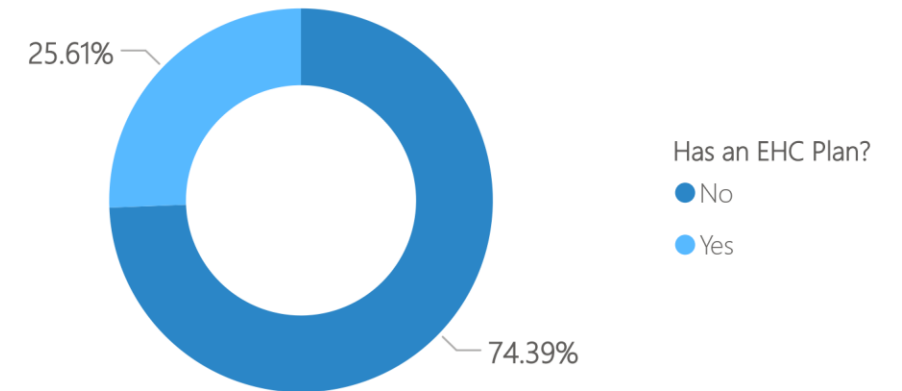
2024-25 Applications by Recipients' Demographics: Yorkshire and the Humber

Percentage of recipients with approved applications by ethnicity

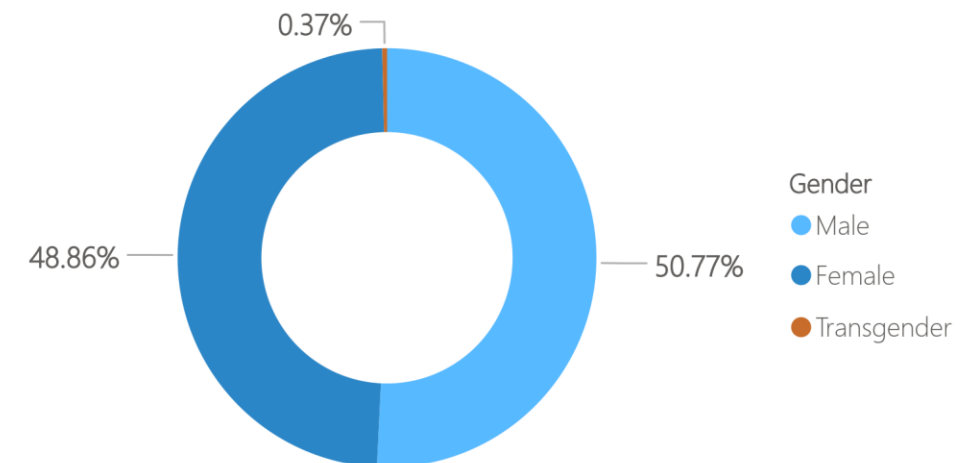


NB: Please note that percentages are rounded and so may not add up to exactly 100

Percentage of recipients with approved applications with an EHC Plan

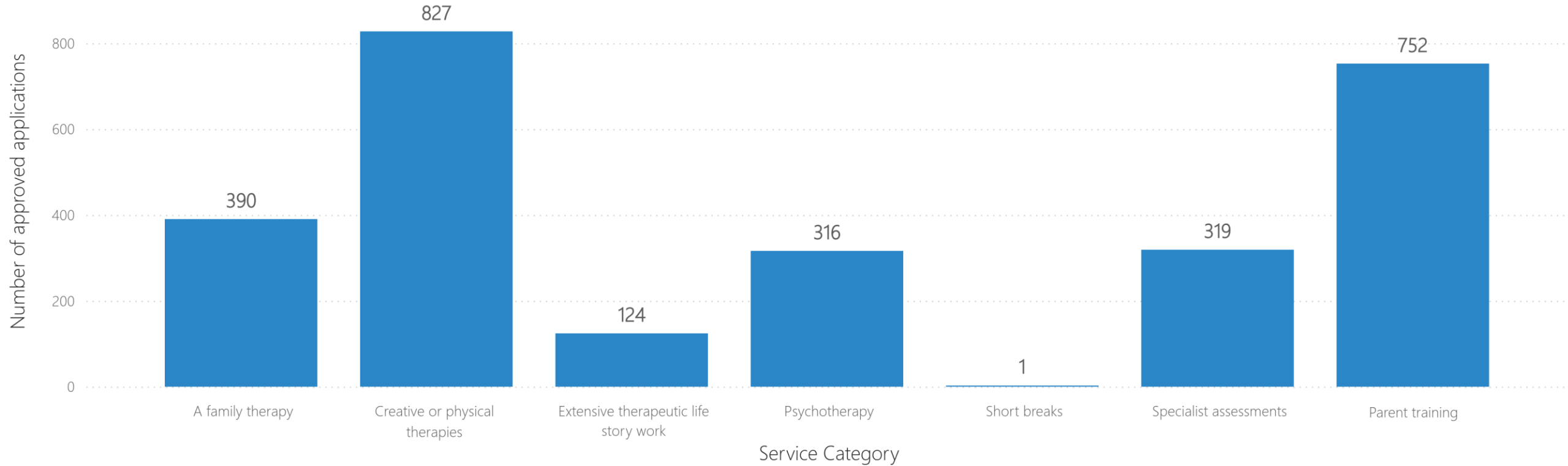


Percentage of recipients with approved applications by gender



2024-25 Applications by Service Category: Yorkshire and the Humber

of approved applications by service category



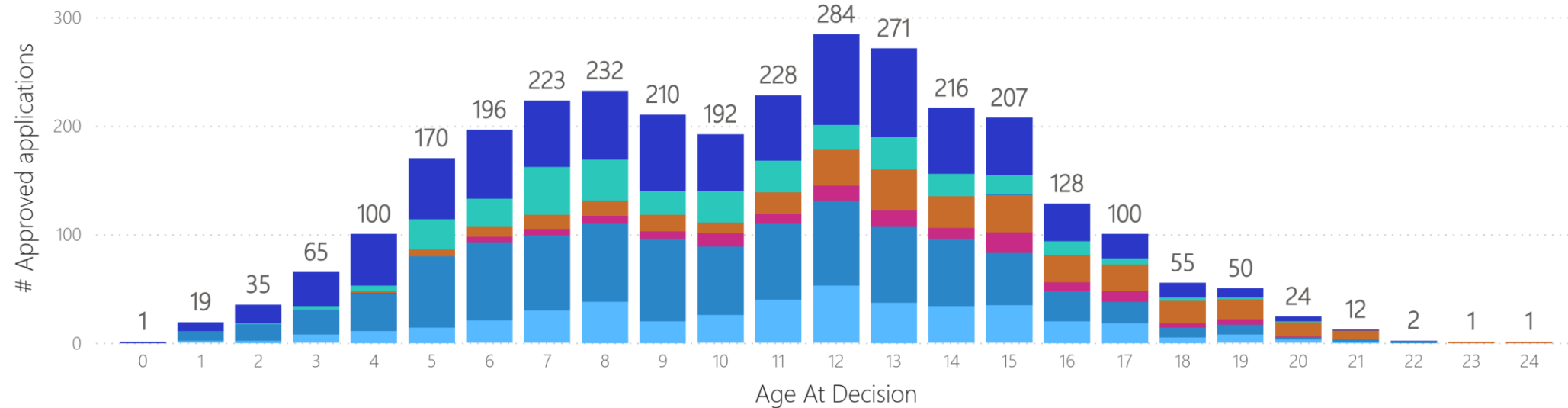
Service Category	Domestic Adoption	Inter Country Adoption	Residency Order or Child Arrangement Order (RO/CAO)	Special Guardianship Order (SGO)	Total Applications by Service Category
A family therapy	292	2		96	390
Creative or physical therapies	570	3	3	251	827
Extensive therapeutic life story work	83	1	2	38	124
Psychotherapy	229	2	1	84	316
Short breaks				1	1
Specialist assessments	214		2	103	319
Parent training	587	4	2	160	752
Total Applications by Placement Year	1464	8	7	507	

For explanations as to why individual figures and total may not align, please refer to the relevant footnote as indicated.

2024-25 Applications by Service Category and Age: Yorkshire and the Humber

of approved applications by service category

- A family therapy
- Creative or physical therapies
- Extensive therapeutic life story work
- Psychotherapy
- Short breaks
- Specialist Assessments
- Parent Training



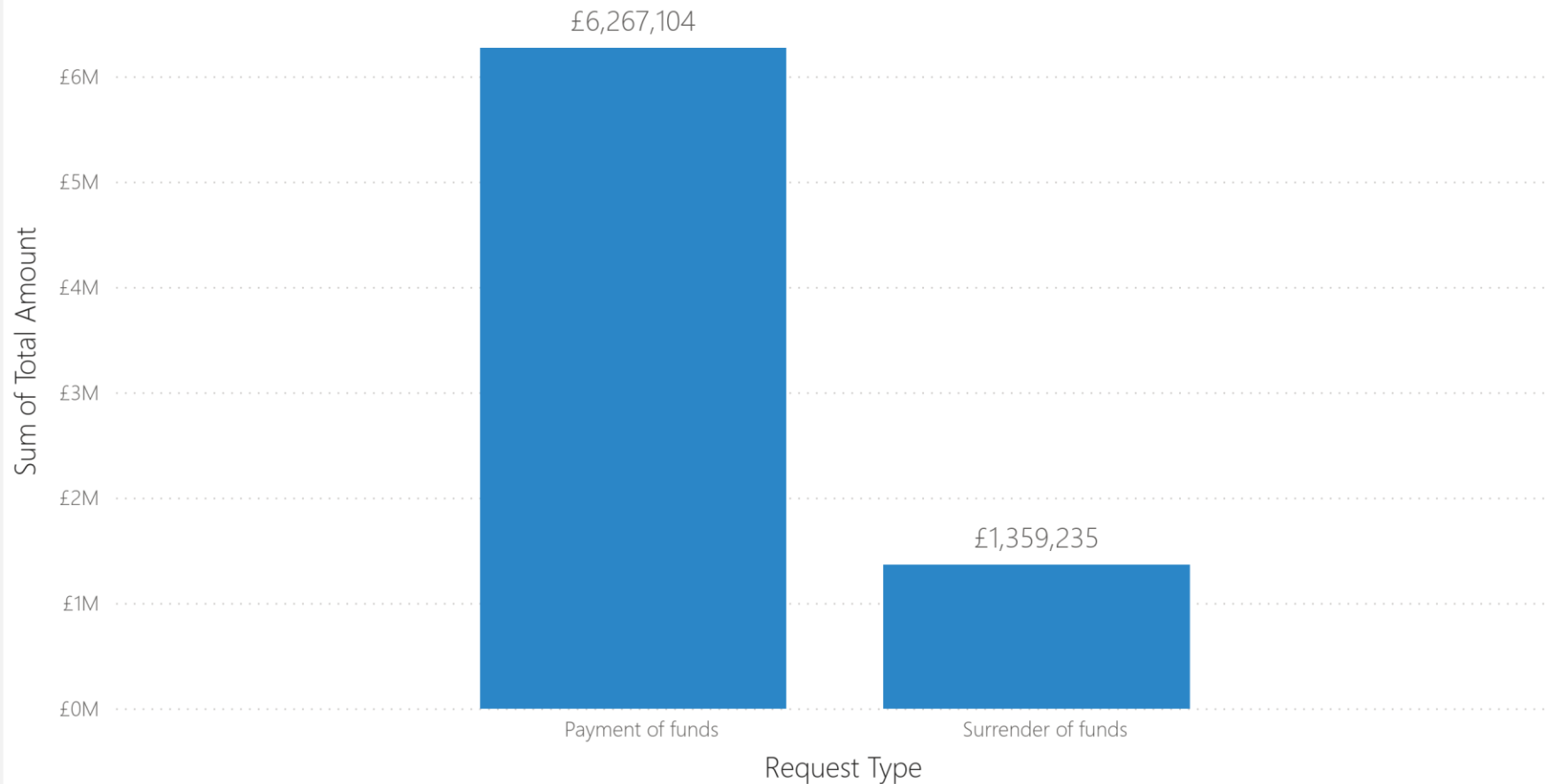
Age At Decision	A family therapy	Creative or physical	Extensive therapeutic life story work	Psychotherapy	Specialist assessments	Parent training
0						1
1	2	9				8
2	2	15			1	17
3	8	23			3	31
4	11	34	1	2	5	47
5	14	66		6	28	56
6	21	72	5	9	26	63
7	30	69	6	13	44	61
8	38	72	7	14	38	63
9	20	76	7	15	22	70
10	26	63	12	10	29	52
11	40	70	9	20	29	60
12	53	78	14	33	23	83

Age At Decision	A family therapy	Creative or physical	Extensive therapeutic life story work	Psychotherapy	Short breaks	Specialist assessments	Parent training
13	37	70	15	38		30	81
14	34	62	10	29		21	60
15	35	48	19	34	1	18	52
16	20	28	8	25		13	34
17	18	20	10	24		6	22
18	5	9	4	21		3	13
19	8	9	5	18		2	8
20	3	2	1	13		1	4
21	1	2		8			1
22		1					1
23				1			
24				1			

Funding (1 April 2024 - 31 March 2025): Yorkshire and the Humber

Total Funding by Request Type

Request Date Financial Year ● 2024-2025



Request Type ¹²	2024-2025
Payment of funds	£6,267,104
Surrender of funds	£1,359,235
Total Funding in Year	£7,626,339